

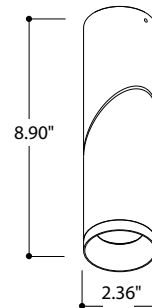
Mini Scoop is an indoor cylindrical downlight that consists of two equal parts, one part for mounting on the ceiling or wall and one part with an integral LED, that can be fully tilted so you can easily direct the light to specific objects and places. It is available in 2 color temperatures and 3 optics options. This is a Class 2, low voltage fixture and does not require a junction box.



## TECHNICAL DATA

<b>Wattage / Input</b>	7.8W (700mA)
<b>Power Supply</b>	Remote, not included. See page 2.
<b>CCT</b>	2700K, 3000K
<b>CRI</b>	>90
<b>Delivered Lumens</b>	755 lm per beam (2700K)
<b>Efficacy</b>	96.8 lm/W per beam (2700K)
<b>Optics</b>	9°, 38°, 60°
<b>Finishes</b>	2 standard, see below
<b>LED Source</b>	LUXEON M LED
<b>Fixture Dimensions</b>	Ø2.36" x 8.90" h
<b>Fixture Weight</b>	1.54 lbs
<b>IP Rating</b>	IP20

Fixture Dimensions



## ORDERING INFORMATION

Example: T179736. Power Supplies / Accessories ordered separately.



Model No.	Description
T179727	2700K, Textured White, 9°
T179706	2700K, Textured Black, 9°
T179747	2700K, Textured White, 38°
T179726	2700K, Textured Black, 38°
T179767	2700K, Textured White, 60°
T179746	2700K, Textured Black, 60°

Model No.	Description
T179737	3000K, Textured White, 9°
T179716	3000K, Textured Black, 9°
T179757	3000K, Textured White, 38°
T179736	3000K, Textured Black, 38°
T179777	3000K, Textured White, 60°
T179756	3000K, Textured Black, 60°

Job Name/Date:

Fixture Type Designation:

## SUGGESTED POWER SUPPLIES

700mA

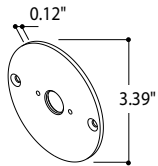
Part Number	Description	Input/Output	# of Fixtures
<a href="#">PPLT00498</a>	Phase Dim (120V only)	120VAC to 700mA, 12W, Class 2	1-1
<a href="#">PPLT00467-P</a>	0-10V Dimming to 1.0%	120-277VAC to 700mA, 50W, Class 2	1-4
<a href="#">PPLT00561-P</a>	0-10V Dimming to 0.1%	120-277VAC to 700mA, 100W, Class 2	1-4

## Suggested Lutron Compatible

Part Number	Option	Lutron SKU	Dim Range	Description	Input/Output	# of Fixtures
<a href="#">PPLT00515</a>	L3DAE / L3DA3W	L3DA	100%-1%	Hi-Lume™ 1% EcoSystem™ or 1% 3-Wire LED Driver	120-277VAC to 700mA, 14W, Class 2	1-1
<a href="#">PPLT00517</a>	L3DAE / L3DA3W	L3DA	100%-1%	Hi-Lume™ 1% EcoSystem™ or 1% 3-Wire LED Driver	120-277VAC to 700mA, 27W, Class 2	2-3
<a href="#">PPLT00181</a>	L3DAE / L3DA3W	L3DA	100%-1%	Hi-Lume™ 1% EcoSystem™ or 1% 3-Wire LED Driver	120-277VAC to 700mA, 38W, Class 2	3-4

For other power supply options consult factory.

## ACCESSORIES - Installation

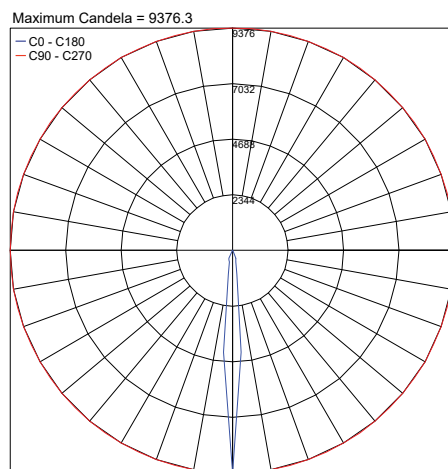


**T179090**  
Mini Scoop Foot - Textured White

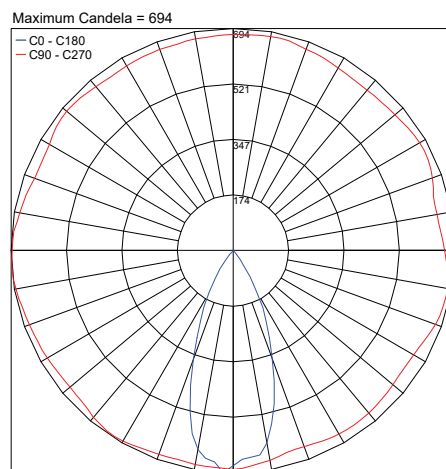
**T179091**  
Mini Scoop Foot - Textured Black

## PHOTOMETRIC DATA

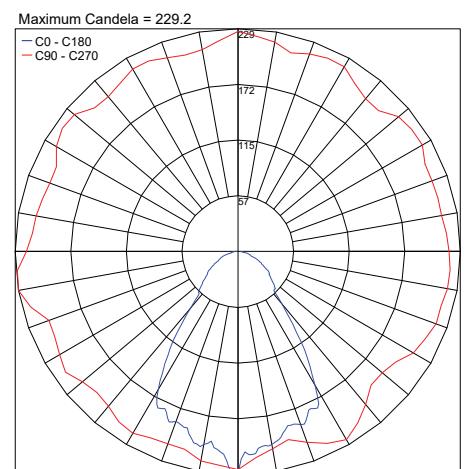
Note: Photometry is 2700K



PHOTOMETRIC FILENAME : MINI SCOOP DEIMOS CI 9°..IES



PHOTOMETRIC FILENAME : MINI SCOOP DEIMOS CI 38°..IES



PHOTOMETRIC FILENAME : MINI SCOOP DEIMOS CI 60°..IES

Job Name/Date:

Fixture Type Designation:

*Job Name/Date:*

*Fixture Type Designation:*