



diomede

MIRÒN 16

30°- 65°- STREET - ASYMMETRIC



white



sand



graphite



aluminum

Projector for wall, solid surface,
or pole installation.

Structure and cover EN47100
die-cast aluminum. Powder
polyester coated on treated layer
to prevent corrosion, available in
four standard colors.

16 LED model has 30° and 65°
lens, asymmetric or street beam.

Tempered silkscreened
transparent glass mechanically
fixed with silicon glue.

Integrated Power Supply
120VAC 50/60Hz.

Light source (16.8W LED) Power
LED CRI≥80 3000K/4000K,
Power (18.6W total).

Inox fixing clamp housed in the
reversible cover. Fixture wires to
remote junction box - provided by
others.

IP65

Accessories to be separately
ordered double or single
brackets: L. 5.91" (D90214,
D90215, D90234, D90235) or L.
15.75" (D90224, D90225,
D90244, D90245) suitable for
poles ø2.99" and pole connector
ø2.36" (D90255).





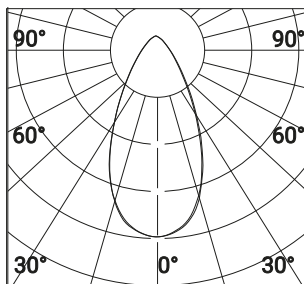
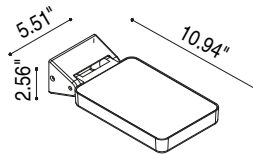
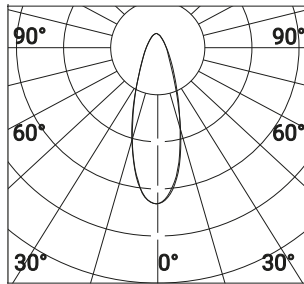
3000K 30° 16.8W_{led} 18.6W_{total} 2216 lm 120VAC

D900517002.US D900517003.US D900517004.US D900517005.US



D900527002.US D900527003.US D900527004.US D900527005.US

4000K 30° 16.8W_{led} 18.6W_{total} 2326 lm 120VAC




3000K 65° 16.8W_{led} 18.6W_{total} 2249 lm 120VAC

D900517012.US D900517013.US D900517014.US D900517015.US



D900527012.US D900527013.US D900527014.US D900527015.US

4000K 65° 16.8W_{led} 18.6W_{total} 2361lm 120VAC





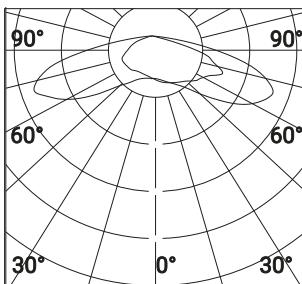
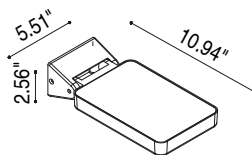
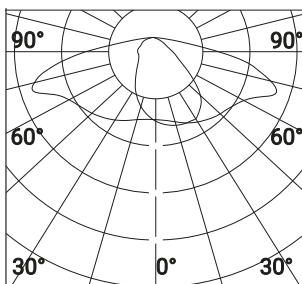
3000K asymmetric 16.8W_{led} 18.6W_{total} 1663 lm 120VAC

D900517022.US D900517023.US D900517024.US D900517025.US



D900527022.US D900527023.US D900527024.US D900527025.US

4000K asymmetric 16.8W_{led} 18.6W_{total} 1746 lm 120VAC



3000K street 16.8W_{led} 18.6W_{total} 2026 lm 120VAC

D900517032.US D900517033.US D900517034.US D900517035.US



D900527032.US D900527033.US D900527034.US D900527035.US

4000K street 16.8W_{led} 18.6W_{total} 2127 lm 120VAC



diomede



MIRÒN 24

30°- 65°- STREET - ASYMMETRIC



white



sand



graphite



aluminum

Projector for wall, solid surface, or pole installation. Structure and cover EN47100 die-cast aluminum. Powder polyester coated on treated layer to prevent corrosion, available in four standard colors.

24 LED model has 30° and 65° lens, asymmetric or street beam.

Tempered silkscreened transparent glass mechanically fixed with silicon glue.

Integrated Power Supply
120VAC 50/60Hz.

Light source (36W LED) Power
LED CRI \geq 80 3000K/4000K,
Power (40.2W total).

Inox fixing clamp housed in the reversible cover. Fixture wires to remote junction box - provided by others.

IP65

Accessories to be separately ordered - double or single brackets: L.1 5.91" (D90214, D90215, D90234, D90235) or L. 15.75" (D90224, D90225, D90244, D90245) suitable for poles \varnothing 2.99" and pole connector \varnothing 2.36" (D90255).

3000K 30° 36W_{led} 40.2W_{total} 4736 lm 120VAC

D900517052.US D900517053.US D900517054.US D900517055.US



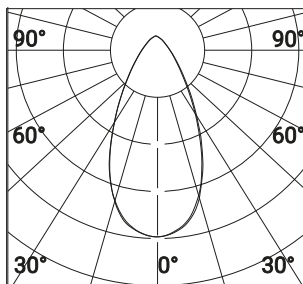
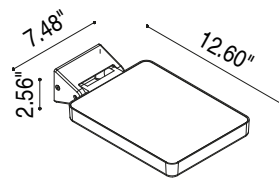
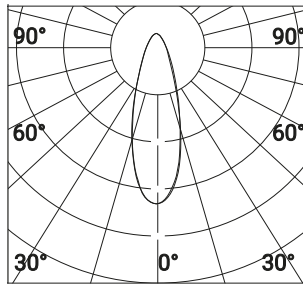
D900527052.US

D900527053.US

D900527054.US

D900527055.US

4000K 30° 36W_{led} 40.2W_{total} 4985 lm 120VAC



3000K 65° 36W_{led} 40.2W_{total} 4805 lm 120VAC

D900517062.US D900517063.US D900517064.US D900517065.US



D900527062.US


D900527063.US

D900527064.US

D900527065.US

4000K 65° 36W_{led} 40.2W_{total} 5058 lm 120VAC






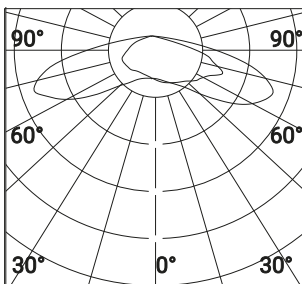
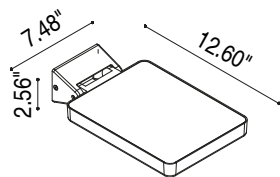
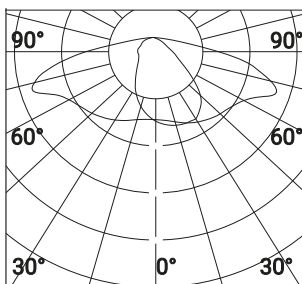
3000K asymmetric 36W_{led} 40.2W_{total} 3553 lm 120VAC

D900517072.US D900517073.US D900517074.US D900517075.US



D900527072.US D900527073.US D900527074.US D900527075.US

4000K asymmetric 36W_{led} 40.2W_{total} 3740 lm 120VAC



3000K street 36W_{led} 40.2W_{total} 4330 lm 120VAC

D900517082.US D900517083.US D900517084.US D900517085.US




D900527082.US D900527083.US D900527084.US D900527085.US

4000K street 36W_{led} 40.2W_{total} 4558 lm 120VAC









ACCESSORIES



BRACKET Ø2.99" L 5.91"

D90214



D90215



DOUBLE BRACKET Ø2.99" L 5.91"

D90234



D90235



BRACKET Ø2.99" L 15.75"

D90224



D90225



DOUBLE BRACKET Ø2.99" L 15.75"

D90244



D90245



POLE CONNECTOR Ø2.36"

D90255

