

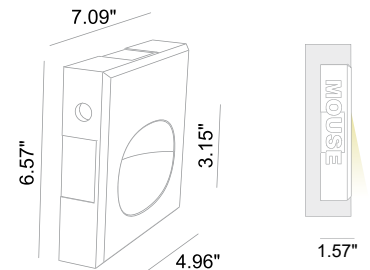
MOUSE IP54

OUTDOOR

Mouse is an organically-shaped recessed orientation light made of fully paintable Calcyt® plaster. It is available in an indoor (IP20), bathroom or outdoor (IP54) version in 5 color temperatures and 2 wattages. Mouse can be directly installed in solid walls as well as in gypsum with an optional plasterkit.



Ceiling Cut-Out: 7.28" x 6.77"
Fixture Dimensions



TECHNICAL DATA

| | |
|---------------------------|--|
| Wattage / Input | 1W, 2W (350mA) |
| Power Supply | Remote, not included. See page 2. |
| Construction | Body: CALCYT® plaster |
| CCT | 2200K, 2700K, 3000K, 4000K, Royal Blue |
| CRI | >80, >90 |
| Delivered Lumens | 30 lm (1W, 3000K) |
| Efficacy | 30 lm/W |
| Optics | Fixed |
| Finishes | Paintable Plaster |
| Fixture Dimensions | 7.09" l x 1.57" w x 6.57" h |
| Cut-out Dimension | 7.28" x 6.77" |
| Aperature | 4.96" x 3.15" |
| Color Consistency | 3-Step MacAdam |
| IP Rating | IP54 |
| JA8 | Exempt |

ORDERING INFORMATION

Example: 146 60 205. Required Accessories / Power Supplies ordered separately.

| Model No. | Description |
|-------------------------|----------------------------------|
| 146 60 505 - 2200K | 1W, 100 lm, CRI 80, IP54 Outdoor |
| 146 60 005 - 2700K | 1W, 100 lm, CRI 90, IP54 Outdoor |
| 146 60 105 - 3000K | 1W, 100 lm, CRI 90, IP54 Outdoor |
| 146 60 205 - 4000K | 1W, 100 lm, CRI 90, IP54 Outdoor |
| 146 60 305 - Royal Blue | 1W, 100 lm, IP54 Outdoor |
| 146 62 505 - 2200K | 2W, 200 lm, CRI 80, IP54 Outdoor |
| 146 62 005 - 2700K | 2W, 200 lm, CRI 90, IP54 Outdoor |
| 146 62 105 - 3000K | 2W, 200 lm, CRI 90, IP54 Outdoor |
| 146 62 205 - 4000K | 2W, 200 lm, CRI 90, IP54 Outdoor |
| 146 62 305 - Royal Blue | 2W, 200 lm, IP54 Outdoor |

Job Name/Date:

Fixture Type Designation:

MOUSE IP54

OUTDOOR

SUGGESTED POWER SUPPLIES

350mA

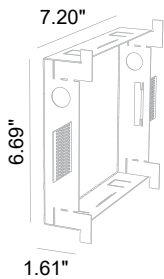
| Part Number | Description | Input/Output | # of Fixtures | |
|-----------------------------|-----------------------|------------------------------------|---------------|------|
| | | | 1W | 2W |
| PPLT00138 | 0-10V Dimming to 10% | 120-277VAC to 350mA, 4W, Class 2 | 2-3 | 1-1 |
| PPLT00468 | Phase Dim (120V only) | 120VAC to 350mA, 14W, Class 2 | 4-13 | 2-6 |
| PPLT00308-P | 0-10V Dimming to 0.1% | 120-277VAC to 350mA, 30W, Class 2 | 1-19 | 1-9 |
| PPLT00309-P | 0-10V Dimming to 0.1% | 120-277VAC to 350mA, 50W, Class 2 | 1-19 | 1-9 |
| PPLT00538-P | 0-10V Dimming to 0.1% | 120-277VAC to 350mA, 100W, Class 2 | 1-80 | 1-40 |

Suggested Lutron Compatible

| Part Number | Option | Lutron SKU | Dim Range | Description | Input/Output | # of Fixtures | |
|---------------------------|----------------|------------|-----------|--|-----------------------------------|---------------|-----|
| | | | | | | 1W | 2W |
| PPLT00247 | L3DAE / L3DA3W | L3DA | 100%-1% | Hi-Lume™ 1% EcoSystem™ or 1% 3-Wire LED Driver | 120-277VAC to 350mA, 7W, Class 2 | 3-6 | 2-3 |
| PPLT00516 | L3DAE / L3DA3W | L3DA | 100%-1% | Hi-Lume™ 1% EcoSystem™ or 1% 3-Wire LED Driver | 120-277VAC to 350mA, 13W, Class 2 | 6-13 | 3-6 |
| PPLT00179 | L3DAE / L3DA3W | L3DA | 100%-1% | Hi-Lume™ 1% EcoSystem™ or 1% 3-Wire LED Driver | 120-277VAC to 350mA, 19W, Class 2 | 11-18 | 6-9 |

For other power supply options consult factory.

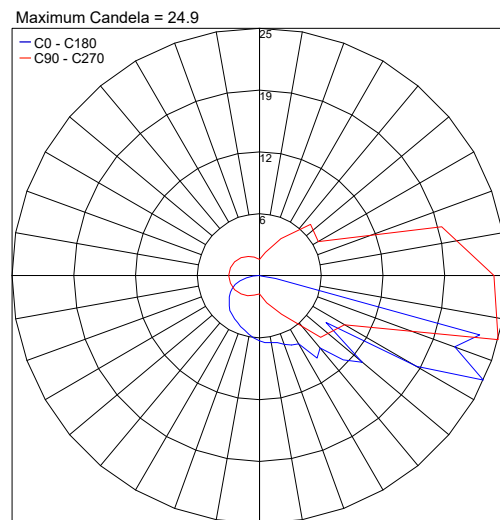
REQUIRED ACCESSORIES - Installation



747 01 000
Outer Casing
Housing: perforated aluminum

PHOTOMETRIC DATA

Note all Photometry is 3000K



Job Name/Date:

Fixture Type Designation: