

N10-65 and N10-E

N10-65 and N10-E are bi-directional linear profiles for surface installation on walls and false ceilings. N10-65 is IP65-rated and comes in 4 standard pre-cut lengths, available in dim to warm, and 3 static white color temperatures. N10-E is IP40-rated and custom cuttable in the field, available in dim to warm, RGBW and 4 static white options. Both are anodized aluminum with diffused optics.



Fixture Dimensions - See page 2

TECHNICAL DATA

Wattage	2 X 19.2W per 3.28 ft (1 m)
Power Supply	Remote, not included. Consult Factory.
Construction	Body: Anodized Aluminum Cable Length: 1.64' (connected at rear)
CCT	N10-65: 2700K, 3000K, 4000K, Dim Warm N10-E: 2200K, 2700K, 3000K, 4000K, Dim Warm, RGB+W (3000K)
Delivered Lumens	1520 lm per beam per 3.28' (3000K) 1593 lm per 3.28' (DimWarm) 864 lm per 3.28' (RGBW)
Efficacy	79.2 lm/W per beam per 3.28" (3000K) 83 lm/W per 3.28" (DimWarm) 45 lm/W per 3.28" (RGBW)
Optics	Diffuse
Finishes	Anodized Aluminum
Fixture Dimensions	19.7", 39.4", 59.1", 78.7" l x 1.4" w x 0.7" h (N10-65) 78.7" x 1.4" w x 0.7" h (N10-E) 196.9" x 0.3" (LED Circuit Reel)
Color Consistency	<3-Step MacAdam
IP Rating	IP65, IP40 (N10-E)
Impact Resistance	IK08, IK05 (N10-E)

ORDERING INFORMATION

Example: LM04.104649.US.03.DI.BP.P. Accessories / Power Supplies ordered separately.

	03			
Model No.	Finish	Optic	CCT	Cable Exit
LM04.104646.US (19.7" length)	03 - Anodized Aluminum	DI - Diffuse	BC - 2700K	P - Rear Exit
LM04.104647.US (39.4" length)			BP - 3000K	
LM04.104648.US (59.1" length)			BF - 4000K	
LM04.104649.US (78.7" length)			DW - DimWarm (2800K-6000K)	
LM30.103514.US (Circuit Reel) <i>Profile housing sold separately and can be found under installation accessories on page 2</i>		DP - Perpendicular Diffuse	RGBW - RGB+W (3000K) XC - 2200K <i>RGBW & 2200K only available on N1-E</i>	Circuit Power 20 - 19.2W/3.28 ft

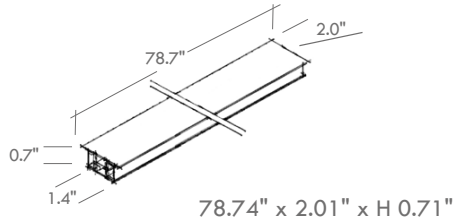
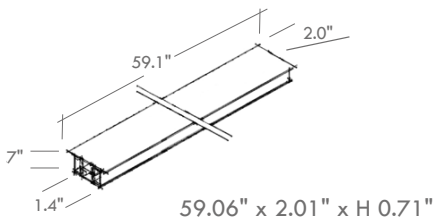
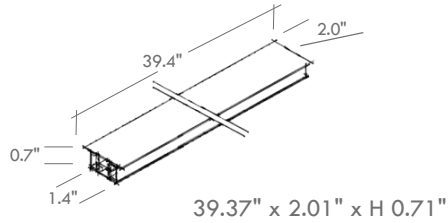
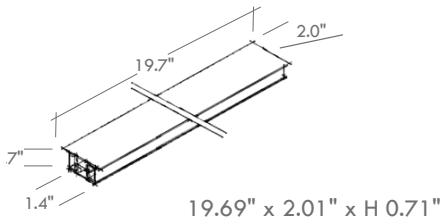
Job Name/Date:

Fixture Type Designation:

N10-65 and N10-E

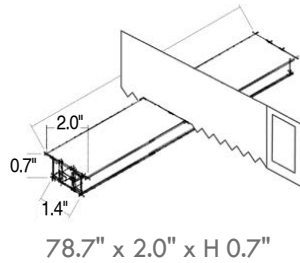
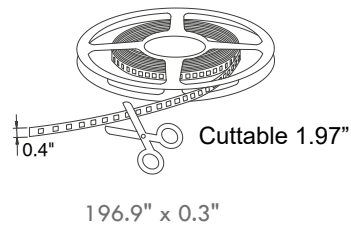
FIXTURE DIMENSIONS - N10-65 (Complete Fixtures with LEDs)

Standard Lengths



FIXTURE DIMENSIONS - N10-E

(Empty Fixture, Field Cuttable - LED Strip Sold Separately)



ACCESSORIES - Installation



LM30.104656.US
 (78.7" length)
 Housing for Custom Cuttable

ACCESSORIES - Installation



SOLD INDIVIDUALLY
 Order 2 per fixture

LM20.104652
 Closing End Cap
 Dimens. 0.71" x 2.01" x 0.08"



LM20.104653
 Pair of fixing clips

Job Name/Date:

Fixture Type Designation:

SUGGESTED POWER SUPPLIES

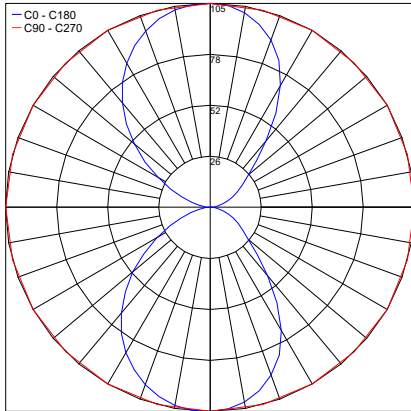
Consult Factory

For DIM WARM or RGBW power supplies, contact factory.

PHOTOMETRIC DATA

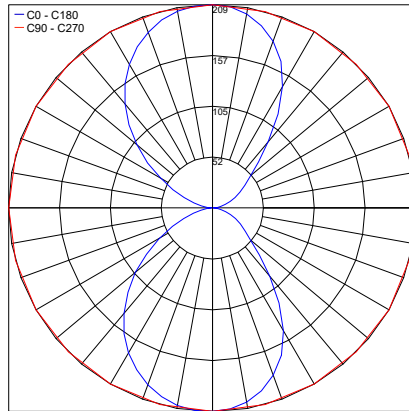
Note: All photometric data is 3000K

Maximum Candela = 104.5



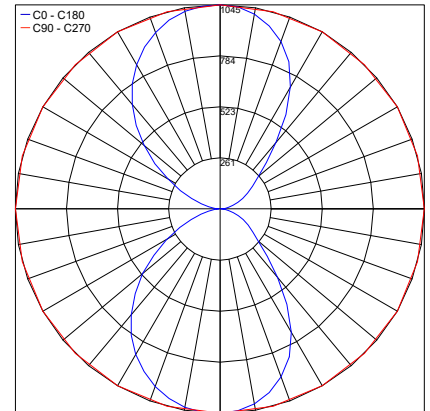
PHOTOMETRIC FILENAME : N10 LM04.104646.03.DP.BP.20 L19.7IN.IES

Maximum Candela = 209.1



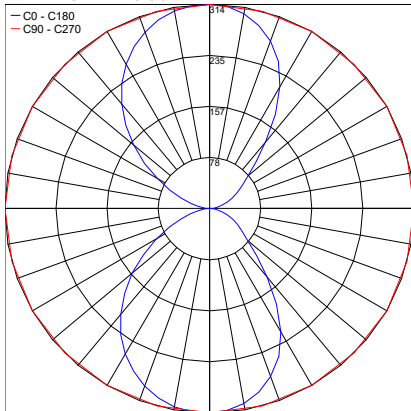
PHOTOMETRIC FILENAME : N10 LM04.104647.03.DP.BP.20 L39.4IN.IES

Maximum Candela = 1045.3



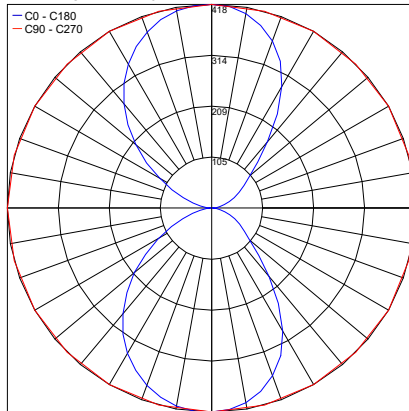
PHOTOMETRIC FILENAME : N10-E LM30.104656.03.DP.BP.20 L96.4IN.IES

Maximum Candela = 313.6



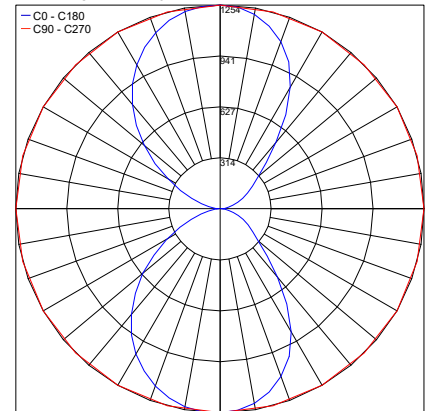
PHOTOMETRIC FILENAME : N10 LM04.104648.03.DP.BP.20 L59.1IN.IES

Maximum Candela = 418.1



PHOTOMETRIC FILENAME : N10 LM04.104649.03.DP.XX.192 L78.7IN.IES

Maximum Candela = 1254.4



PHOTOMETRIC FILENAME : N10-E LM30.104656.03.DP.BP.20 L118.1IN.IES

Job Name/Date:

Fixture Type Designation: