


N2-65 and N2-E

N2-65 and N2-E are linear profiles for surface installation on walls and false ceilings. N2-65 is IP65-rated and comes in 4 standard pre-cut lengths, available in dim to warm, and 3 static white color temperatures. N2-E is IP40-rated and custom cuttable in the field, available in dim to warm, RGBW and 4 static white options. Both are anodized aluminum with diffused optics.



Fixture Dimensions - See page 2

TECHNICAL DATA

Wattage	19.2W per 3.28 ft (1 m)
Power Supply	Remote, not included. Consult Factory.
Construction	Body: Anodized Aluminum Cable Length: 1.64' (connected at rear)
CCT	N2-65: 2700K, 3000K, 4000K, Dim Warm N2-E: 2200K, 2700K, 3000K, 4000K, Dim Warm, RGB+W (3000K)
Delivered Lumens	1520 lm per 3.28' (3000K) 1593 lm per 3.28' (DimWarm) 864 lm per 3.28' (RGBW)
Efficacy	79.2 lm/W per 3.28" (3000K) 83 lm/W per 3.28" (DimWarm) 45 lm/W per 3.28" (RGBW)
Optics	Diffuse
Finishes	Anodized Aluminum
Fixture Dimensions	19.7", 39.4", 59.1", 78.7" l x 0.7" w x 0.5" h (N2-65) 118.1" x 0.7" w x 0.5" h (N2-E) 196.9" x 0.3" (LED Circuit Reel)
Color Consistency	<3-Step MacAdam
IP Rating	IP65, IP40 (N2-E)
Impact Resistance	IK08, IK05 (N2-E)

ORDERING INFORMATION

Example: LM04.104587.US.03.DI.BPP. Accessories / Power Supplies ordered separately.


	03			
Model No.	Finish	Optic	CCT	Cable Exit
LM04.104587.US (19.7" length)	03 - Anodized Aluminum	DI - Diffuse	BC - 2700K	P - Rear Exit
LM04.104588.US (39.4" length)			BP - 3000K	
LM04.104589.US (59.1" length)			BF - 4000K	
LM04.104590.US (78.7" length)			DW - DimWarm (2800K-6000K)	
LM30.103514.US (Circuit Reel)		DP - Perpendicular Diffuse	RGBW - RGB+W (3000K)	Circuit Power
Profile housing sold separately and can be found under installation accessories on page 2			XC - 2200K RGBW & 2200K only available on N1-E	20 - 19.2W/3.28 ft

Job Name/Date:


Fixture Type Designation:

FIXTURE DIMENSIONS - N2-65

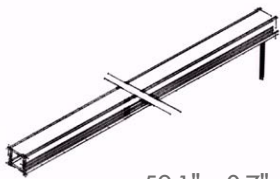
Standard Lengths




19.7" x 0.7" x H 0.5"



39.4" x 0.7" x H 0.5"



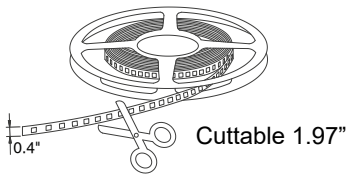
59.1" x 0.7" x H 0.5"



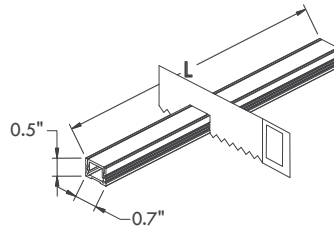
78.7" x 0.7" x H 0.5"

FIXTURE DIMENSIONS - N2-E

Custom Cuttable



196.9" x 0.3"



118.1" x 0.7" x H 0.5"

ACCESSORIES - Installation



LM30.104600.US

(118.1" length)

Housing for Custom Cuttable

ACCESSORIES - Installation



LM20.104593

Pair of Fixing Clips
in Chromes Iron
(1 every 19.7")



LM20.104594

Adjustment Bracket
+/-85° in Stainless
Steel
(1 every 19.7")



LM20.104596

Aluminum Closing
Cap

SOLD INDIVIDUALLY

Order 2 per fixture



LM20.104597

Aluminum Closing
Cap with Hole for
Cable Output
(for use with N2-E only)

SOLD INDIVIDUALLY

Order 1 per fixture **ONLY**
if cable output T is chosen

Job Name/Date:

Fixture Type Designation:

SUGGESTED POWER SUPPLIES

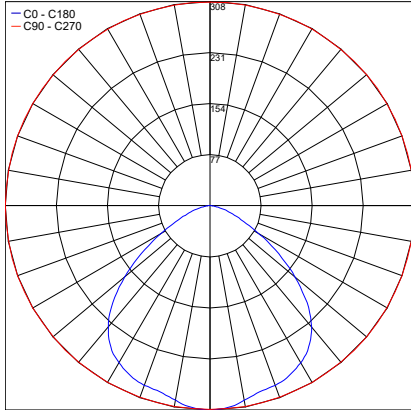
Consult Factory

For DIM WARM or RGBW power supplies, contact factory.

PHOTOMETRIC DATA

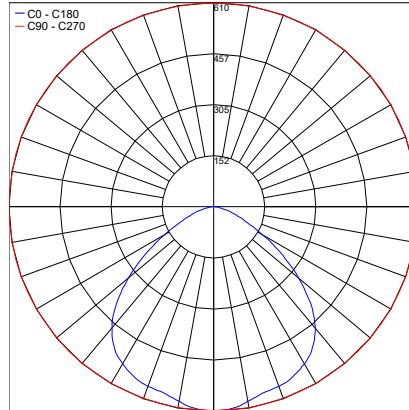
Note: All photometric data is 3000K

Maximum Candela = 308.2



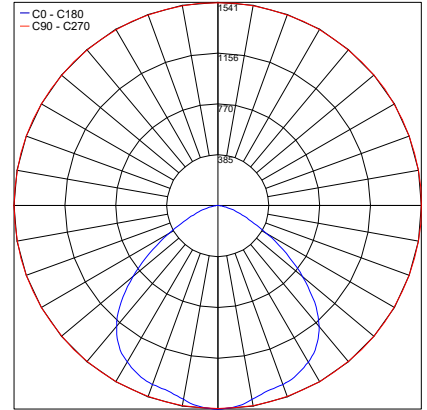
PHOTOMETRIC FILENAME : N2 LM04.104587.03.DI.B.P.P L19.7IN.IES

Maximum Candela = 609.9



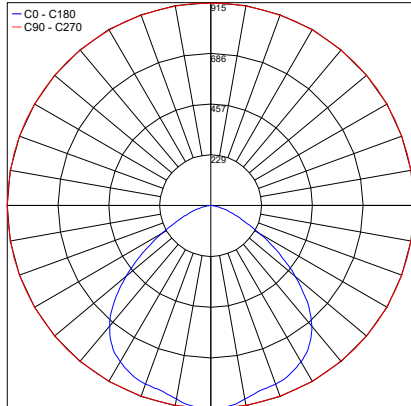
PHOTOMETRIC FILENAME : N2 LM04.104588.03.DI.B.P.P L39.4IN.IES

Maximum Candela = 1540.9



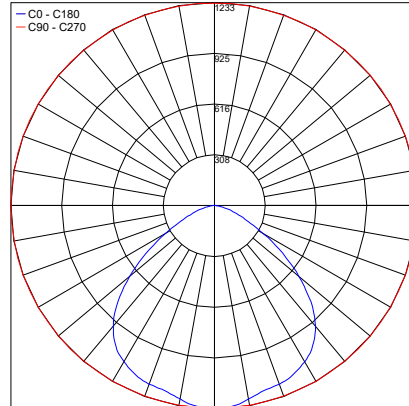
PHOTOMETRIC FILENAME : N2-E LM30.104600.03.DI.B.P.P L98.4IN.IES

Maximum Candela = 914.8



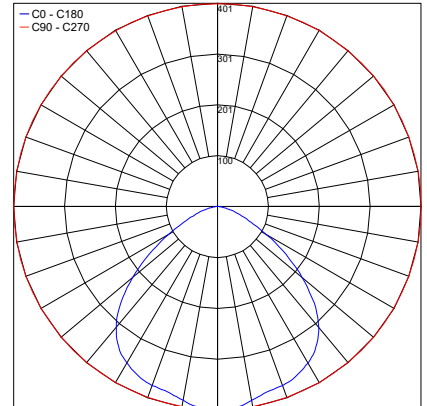
PHOTOMETRIC FILENAME : N2 LM04.104589.03.DI.B.P.P L59.1IN.IES

Maximum Candela = 1232.7



PHOTOMETRIC FILENAME : N2 LM04.104590.03.DI.B.P.P L78.7IN.IES

Maximum Candela = 401.2



PHOTOMETRIC FILENAME : N2-E LM30.104600.03.DI.B.P.P L118.1IN.IES

Job Name/Date:

Fixture Type Designation: