


N3-65 and N3-E

N3-65 and N3-E are linear profiles for recessed installation on false ceilings. N3-65 is IP65-rated and comes in 4 standard pre-cut lengths, available in dim to warm, and 3 static white color temperatures. N3-E is IP40-rated and custom cuttable in the field, available in dim to warm, RGBW and 4 static white options. Both are anodized aluminum with diffused optics.



Fixture Dimensions - See page 2

TECHNICAL DATA

Wattage	19.2W per 3.28 ft (1 m)
Power Supply	Remote 24VDC, not included. See page 3.
Construction	Body: Anodized Aluminum Cable Length: 1.64' (connected at rear)
CCT	N3-65: 2700K, 3000K, 4000K, Dim Warm N3-E: 2200K, 2700K, 3000K, 4000K, Dim Warm, RGB+W (3000K)
Delivered Lumens	1520 lm per 3.28' (3000K) 1593 lm per 3.28' (DimWarm) 864 lm per 3.28' (RGBW)
Efficacy	79.2 lm/W per 3.28" (3000K) 83 lm/W per 3.28" (DimWarm) 45 lm/W per 3.28" (RGBW)
Optics	Diffuse
Finishes	Anodized Aluminum
Fixture Dimensions	19.7", 39.4", 59.1", 78.7" l x 1.4" w x 1.0" h (N3-65) 78.7" x 1.4" w x 1.0" h (N3-E) 196.9" x 0.3" (LED Circuit Reel)
Cutout Dimensions	Length x 1.0"
Color Consistency	<3-Step MacAdam
IP Rating	IP65, IP40 (N3-E)
Impact Resistance	IK08, IK05 (N3-E)

ORDERING INFORMATION

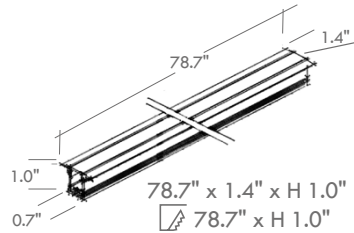
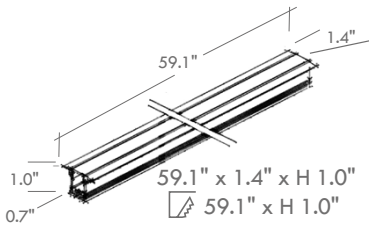
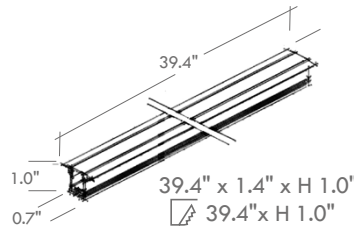
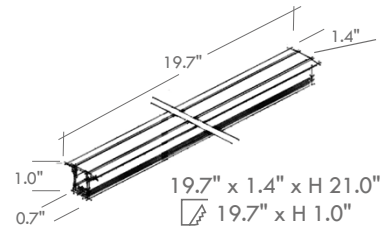
Example: LM04.104604.US.03.DI.BP.P. Accessories / Power Supplies ordered separately.

	03			
Model No.	Finish	Optic	CCT	Cable Exit
LM04.104603.US (19.7" length)	03 - Anodized Aluminum	DI - Diffuse	BC - 2700K	P - Rear Exit
LM04.104604.US (39.4" length)			BP - 3000K	
LM04.104605.US (59.1" length)			BF - 4000K	
LM04.104606.US (78.7" length)			DW - DimWarm (2800K-6000K)	
LM30.103514.US (Circuit Reel) <i>Profile housing sold separately and can be found under installation accessories on page 2</i>	03 - Anodized Aluminum	DP - Perpendicular Diffuse	RGBW - RGB+W (3000K) XC - 2200K <i>RGBW & 2000K only available on N3-E</i>	Circuit Power 20 - 19.2W/3.28 ft

Job Name/Date:

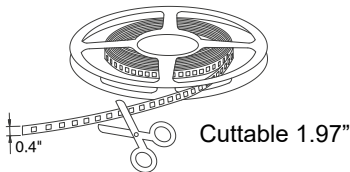
Fixture Type Designation:

FIXTURE DIMENSIONS - N3-65 *(Complete Fixtures with LEDs)* Standard Lengths



FIXTURE DIMENSIONS - N3-E *(Empty Fixture, Field Cuttable, LED Strip Sold Separately)*

ACCESSORIES - Installation



196.9" x 0.3"

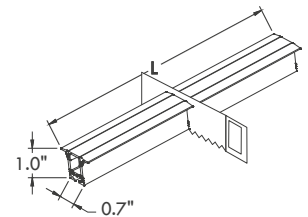
Custom Cuttable



LM30.104616.US

(78.7" length)

Housing for Custom Cuttable



78.7" x 1.4" x H 1.0"

78.74" x H 1.02"

ACCESSORIES Installation - **REQUIRED**



LM20.104609

Spring in galvanized iron
 For installation on plasterboard.



SOLD INDIVIDUALLY

Order 2 per fixture

LM20.104612

Aluminum closing cap
 Size 1.4" x 0.4" x 0.1"



LM20.104613

Metal connector
 For continuous row

Job Name/Date:

Fixture Type Designation:

SUGGESTED POWER SUPPLIES

24VDC

Part Number	Description	Input/Output	# of Fixtures			
			19.7"	39.4"	59.1"	78.7"
PPLT00284	Non-Dim	120-277VAC to 24VDC, 100W, Class 2, DAMP	1-8	1-4	1-2	1-2

SUGGESTED POWER SUPPLIES

Remote 24VDC Driver in NEMA Enclosure - ELV / TRIAC / 0-10V



PPLT00715


Part Number	Description	Input/Output	# of Fixtures			
			19.7"	39.4"	59.1"	78.7"
PPLT00715	ELV / TRIAC / 0-10V Dimming to 0.1%	120-277VAC to 24VDC, 96W, Class 2, WET/DAMP	1-8	1-4	1-2	1-2

For other power supply options consult factory.

For DIM WARM or RGBW power supplies, contact factory.

ACCESSORIES

Controllers (RGBW)



[PPWD00570](#) - RGBW DMX512+Wifi Controller

Touch Sensitive

Can be controlled by WiFi

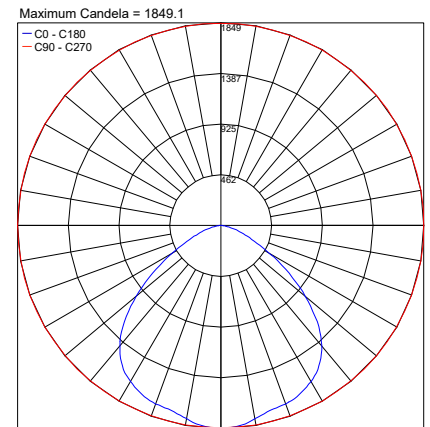
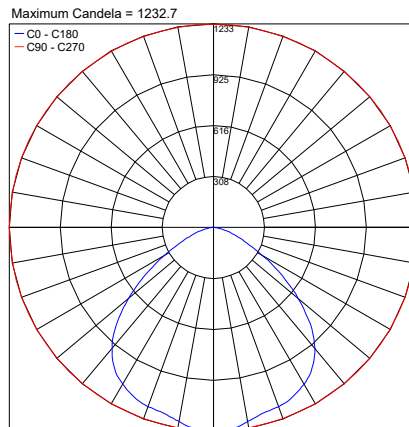
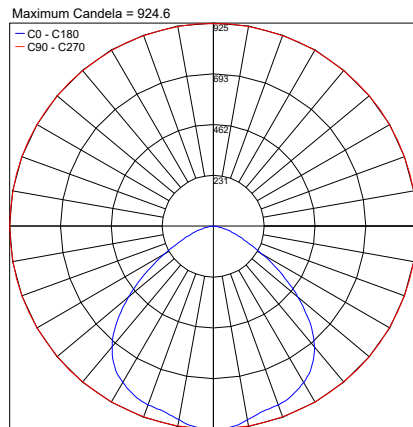
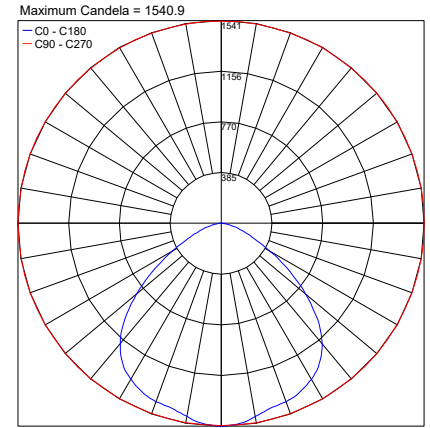
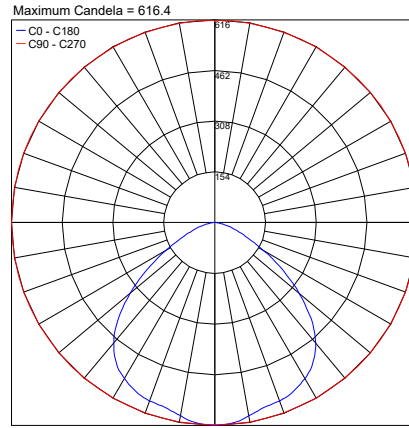
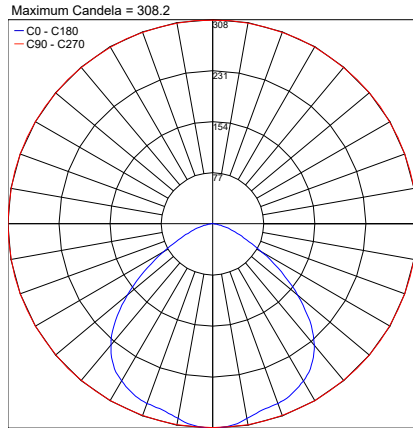
Controls 3 zones synchronously and separately

Job Name/Date:

Fixture Type Designation:

PHOTOMETRIC DATA

Note: All photometric data is 3000K



Job Name/Date:

Fixture Type Designation: