


N4-65 and N4-E

N4-65 and N4-E are linear profiles for frame recessed installation on ceilings, walls and horizontal surfaces. N4-65 is IP65-rated and comes in 4 standard pre-cut lengths, available in dim to warm, and 3 static white color temperatures. N4-E is IP40-rated and custom cuttable in the field, available in dim to warm, RGBW and 4 static white options. Both are anodized aluminum with diffused optics.



Fixture Dimensions - See page 2

TECHNICAL DATA

Wattage	19.2W per 3.28 ft (1 m)
Power Supply	Remote, not included. Consult Factory.
Construction	Body: Anodized Aluminum Cable Length: 1.64' (connected at rear)
CCT	N4-65: 2700K, 3000K, 4000K, Dim Warm N4-E: 2200K, 2700K, 3000K, 4000K, Dim Warm, RGB+W (3000K)
Delivered Lumens	1520 lm per 3.28' (3000K) 1593 lm per 3.28' (DimWarm) 864 lm per 3.28' (RGBW)
Efficacy	79.2 lm/W per 3.28" (3000K) 83 lm/W per 3.28" (DimWarm) 45 lm/W per 3.28" (RGBW)
Optics	Diffuse
Finishes	Anodized Aluminum
Fixture Dimensions	19.7", 39.4", 59.1", 78.7" l x 0.6" w x 0.8" h (N4-65) 118.1" x 0.6" w x 0.8" h (N4-E) 196.9" x 0.3" (LED Circuit Reel)
Color Consistency	<3-Step MacAdam
IP Rating	IP65, IP40 (N4-E)
Impact Resistance	IK08, IK05 (N4-E)

ORDERING INFORMATION

Example: LM04.104619.US.03.DI.BP.P. Accessories / Power Supplies ordered separately.

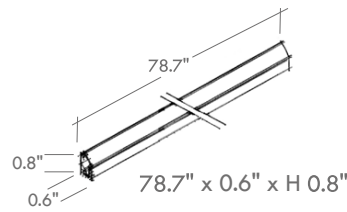
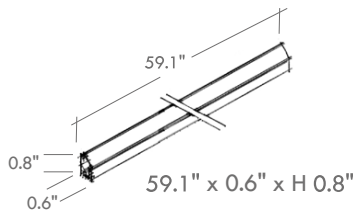
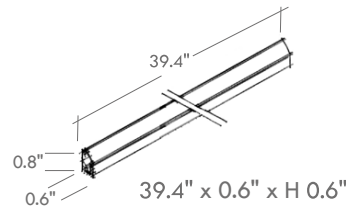
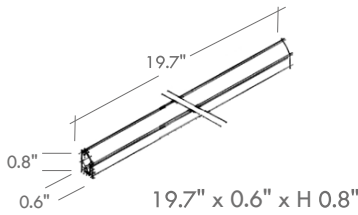
	03			
Model No.	Finish	Optic	CCT	Cable Exit
LM04.104619.US (19.7" length)	03 - Anodized Aluminum	DI - Diffuse	BC - 2700K	P - Rear Exit
LM04.104620.US (39.4" length)			BP - 3000K	
LM04.104621.US (59.1" length)			BF - 4000K	
LM04.104622.US (78.7" length)			DW - DimWarm (2800K-6000K)	
LM30.103514.US (Circuit Reel) <i>Profile housing sold separately and can be found under installation accessories on page 2</i>		DP - Perpendicular Diffuse	RGBW - RGB+W (3000K) XC - 2200K <i>RGBW & 2200K only available on N1-E</i>	Circuit Power 20 - 19.2W/3.28 ft

Job Name/Date:

Fixture Type Designation:

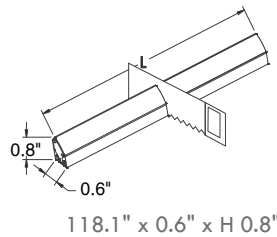
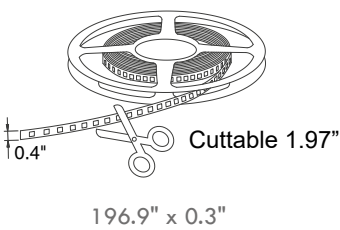
FIXTURE DIMENSIONS - N4-65 *(Complete Fixtures with LEDs)*

Standard Lengths



FIXTURE DIMENSIONS - N4-E *(Empty Fixture, Field Cuttable - LED Strip Sold Separately)*

ACCESSORIES - Installation



LM30.104630.US
(118.1" length)
Housing for Custom Cuttable

Custom Cuttable

ACCESSORIES - Installation



LM20.104625
Fixing Clips
in chromed iron



LM20.104626
Aluminum closing
end cap
Size 0.8" x 0.6" x 0.1"

SOLD INDIVIDUALLY
Order 2 per fixture



LM30.104627
Aluminum closing
end cap with cable
exit hole

Job Name/Date:

Fixture Type Designation:

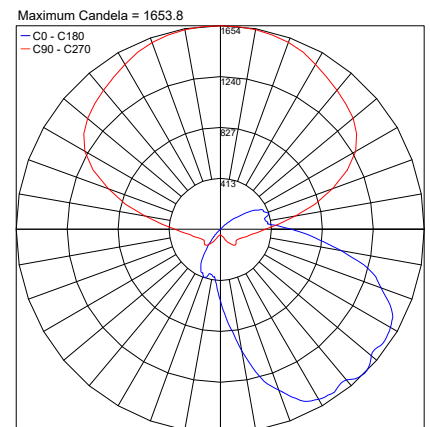
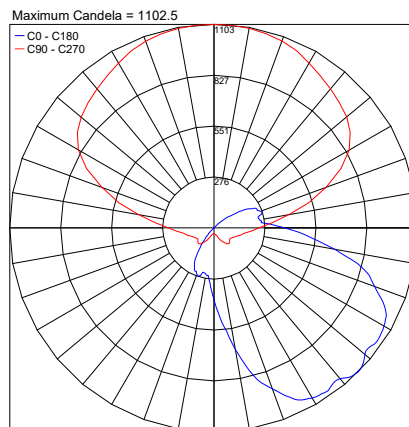
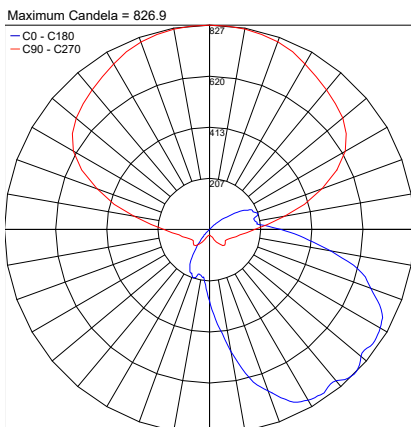
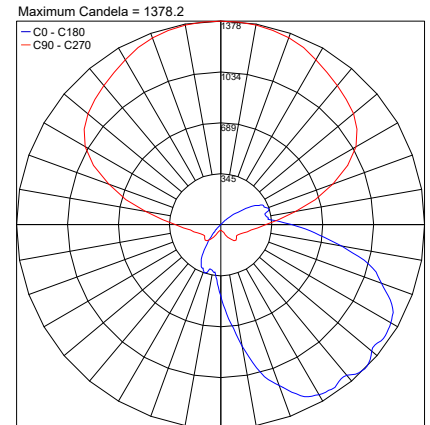
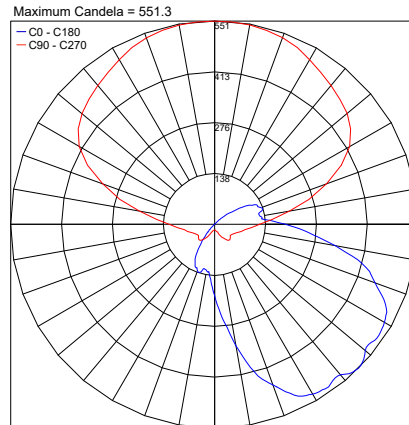
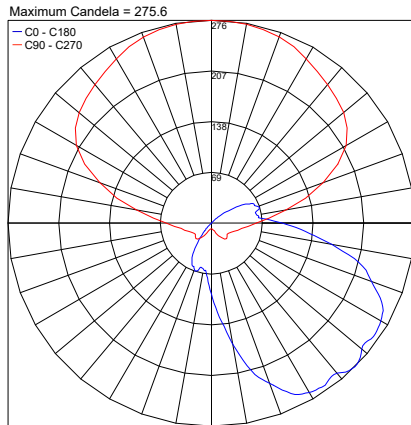
SUGGESTED POWER SUPPLIES

Consult Factory

For DIM WARM or RGBW power supplies, contact factory.

PHOTOMETRIC DATA

Note: All photometric data is 3000K



Job Name/Date:

Fixture Type Designation: