


# N4-65 and N4-E

N4-65 and N4-E are linear profiles for frame recessed installation on ceilings, walls and horizontal surfaces. N4-65 is IP65-rated and comes in 4 standard pre-cut lengths, available in dim to warm, and 3 static white color temperatures. N4-E is IP40-rated and custom cuttable in the field, available in dim to warm, RGBW and 4 static white options. Both are anodized aluminum with diffused optics.



Fixture Dimensions - See page 2

## TECHNICAL DATA

<b>Wattage</b>	19.2W per 3.28 ft (1 m)
<b>Power Supply</b>	Remote, not included. Consult Factory.
<b>Construction</b>	Body: Anodized Aluminum Cable Length: 1.64' (connected at rear)
<b>CCT</b>	N4-65: 2700K, 3000K, 4000K, Dim Warm N4-E: 2200K, 2700K, 3000K, 4000K, Dim Warm, RGB+W (3000K)
<b>Delivered Lumens</b>	1520 lm per 3.28' (3000K) 1593 lm per 3.28' (DimWarm) 864 lm per 3.28' (RGBW)
<b>Efficacy</b>	79.2 lm/W per 3.28" (3000K) 83 lm/W per 3.28" (DimWarm) 45 lm/W per 3.28" (RGBW)
<b>Optics</b>	Diffuse
<b>Finishes</b>	Anodized Aluminum
<b>Fixture Dimensions</b>	19.7", 39.4", 59.1", 78.7" l x 0.6" w x 0.8" h (N4-65) 118.1" x 0.6" w x 0.8" h (N4-E) 196.9" x 0.3" (LED Circuit Reel)
<b>Color Consistency</b>	<3-Step MacAdam
<b>IP Rating</b>	IP65, IP40 (N4-E)
<b>Impact Resistance</b>	IK08, IK05 (N4-E)

## ORDERING INFORMATION

Example: LM04.104619.US.03.DI.BP.P. Accessories / Power Supplies ordered separately.

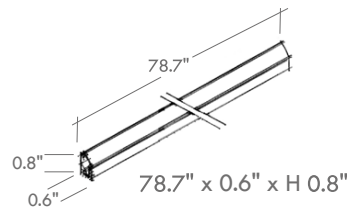
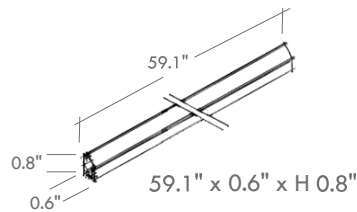
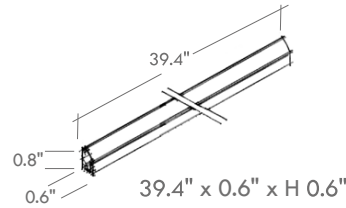
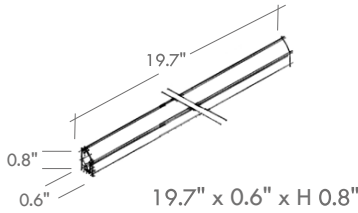
	03			
<b>Model No.</b>	<b>Finish</b>	<b>Optic</b>	<b>CCT</b>	<b>Cable Exit</b>
LM04.104619.US (19.7" length)	03 - Anodized Aluminum	DI - Diffuse	BC - 2700K	P - Rear Exit
LM04.104620.US (39.4" length)			BP - 3000K	
LM04.104621.US (59.1" length)			BF - 4000K	
LM04.104622.US (78.7" length)			DW - DimWarm (2800K-6000K)	
LM30.103514.US (Circuit Reel)		DP - Perpendicular Diffuse	RGBW - RGB+W (3000K)	<b>Circuit Power</b>
Profile housing sold separately and can be found under installation accessories on page 2			XC - 2200K RGBW & 2200K only available on N1-E	20 - 19.2W/3.28 ft

Job Name/Date:

Fixture Type Designation:

## FIXTURE DIMENSIONS - N4-65 (Complete Fixtures with LEDs)

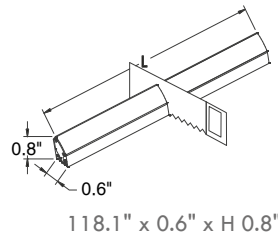
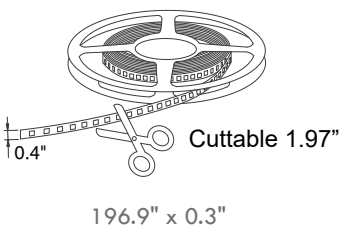
Standard Lengths



## FIXTURE DIMENSIONS - N4-E

(Empty Fixture, Field Cuttable - LED Strip Sold Separately)

## ACCESSORIES - Installation



**LM30.104630.US**

(118.1" length)

Housing for Custom Cuttable

Custom Cuttable

## ACCESSORIES

Installation - **REQUIRED**



**LM20.104625**

Fixing Clips  
in chromed iron  
**REQUIRED**



**LM20.104626**

Aluminum closing  
end cap  
Size 0.8" x 0.6" x 0.1"  
**REQUIRED**

**SOLD INDIVIDUALLY**  
Order 2 per fixture



**LM30.104627**

Aluminum closing  
end cap with cable  
exit hole  
**REQUIRED**

Job Name/Date:

Fixture Type Designation:

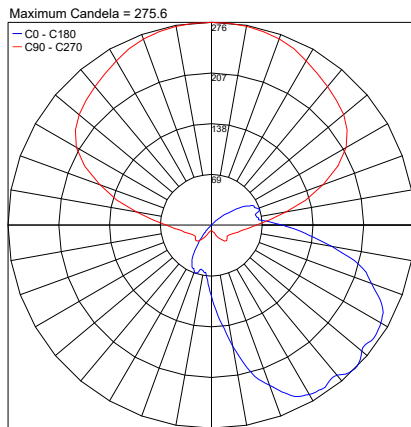
## SUGGESTED POWER SUPPLIES

Consult Factory

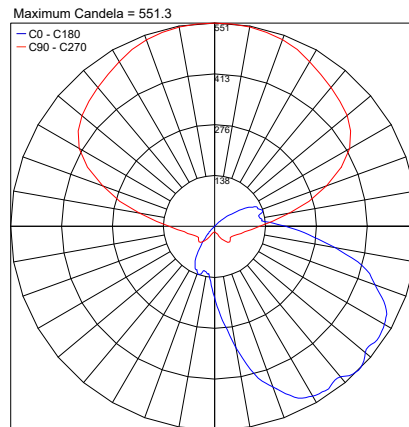
For DIM WARM or RGBW power supplies, contact factory.

## PHOTOMETRIC DATA

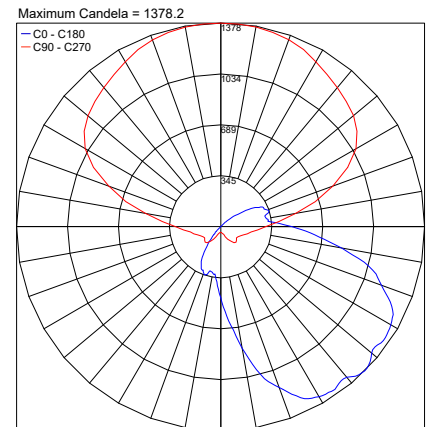
Note: All photometric data is 3000K



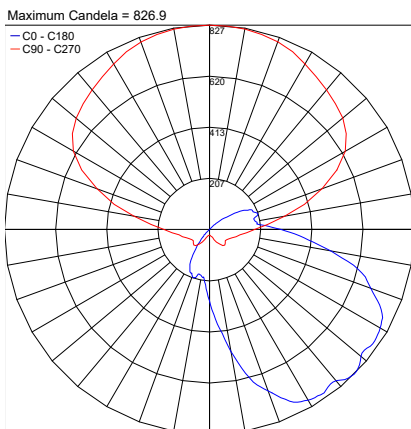
PHOTOMETRIC FILENAME : N4 LM04.104619.03.DI.BP.15 L19.7IN.IES



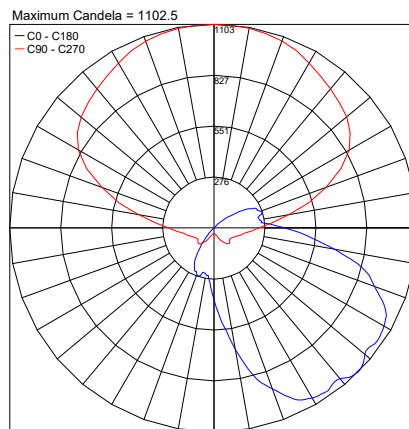
PHOTOMETRIC FILENAME : N4 LM04.104620.03.DI.BP.15 L39.4IN.IES



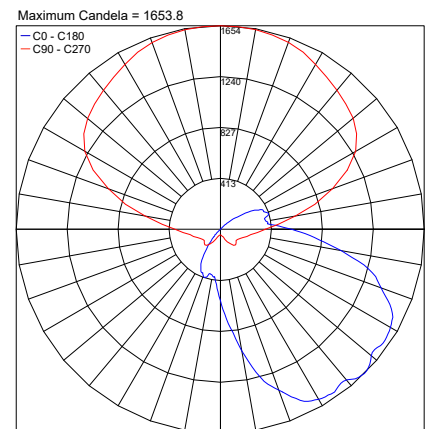
PHOTOMETRIC FILENAME : N4-E LM30.104630.03.DI.BP.15 L98.4IN.IES



PHOTOMETRIC FILENAME : N4 LM04.104621.03.DI.BP.15 L59.1IN.IES



PHOTOMETRIC FILENAME : N4 LM04.104622.03.DI.BP.15 L78.7IN.IES



PHOTOMETRIC FILENAME : N4-E LM30.104630.03.DI.BP.15 L118.1IN.IES

Job Name/Date:

Fixture Type Designation: