

design: R&D

N4-65 N4-E

LAM32
IDEASBECOMINGLIGHT

Luminaire designed for frame recessed installation on ceilings, walls and horizontal surfaces usually using appropriate stainless steel clips. Suitable for LED sources of different powers, their bodies are made of anodized extruded aluminum, fulfilled with a special opal resin, resistant to UV rays, to ensure the maximum level of performance, visual comfort and cleanness over time. Closing end caps are made of anodized aluminum. The luminaires are supplied with rear cable output. It is equipped with a 19.7" long cable for connection to the 24VDC power supply line. 24VDC Electronic driver to be ordered as an accessory.

designplan® 

79 Trenton Avenue
Frenchtown, NJ 08825

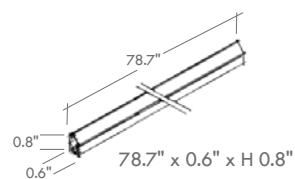
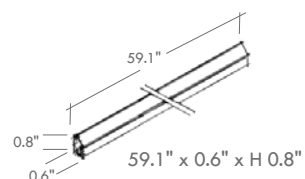
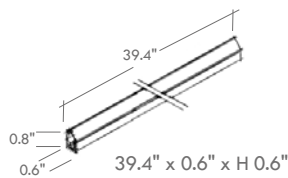
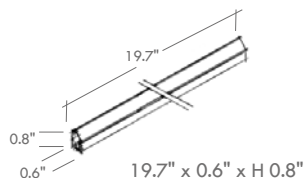
www.designplan.com

Tel: (908) 996-7710
Fax: (908) 996-7042

N4-65





TECHNICAL DRAWING



name	dimension	code	lamp	lumens		
				2700K	3000K	4000K
N4-65	19.7"	LM04.104619.US	LED 9.5W	720	760	800
N4-65	39.4"	LM04.104620.US	LED 19W	1440	1520	1600
N4-65	59.1"	LM04.104621.US	LED 28.5W	2160	2280	2400
N4-65	78.7"	LM04.104622.US	LED 38W	2880	3040	3200

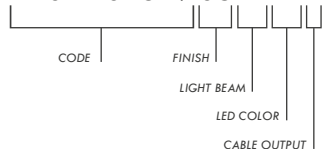
ACCESSORIES

code		
	LM20.104625	Fixing Clips in chromed iron (1 every 19.7")
	LM20.104626	Aluminium closing end cap Dimens. 0.8" x 0.6" x 0.1"

EXAMPLE OF CODE COMPOSITION


Electronic driver and connection systems 24VDC to be ordered separately. Control Electronics, iSmart CV, iColor CV or iDimm CV, to be ordered as accessory.

LM04.104619.03.DI.BP.P



Light beam	
.DI	diffused
LED Color	
.BC	2700K
.BP	3000K
.BF	4000K
.DW	2800K 6000K
Cable Output	
.P	rear

FINISH


color	code
	.03 / anodized aluminum



N4-E






TECHNICAL DRAWING



name	dimension	code	lamp	lumens					
				2200K	2700K	3000K	4000K	DW	RGBW
LED CIRCUIT REEL	196.9"	LM30.103514.US	19.2 W/3.28'	1420	1440	1536	1570	1593	864
N4 -E*	118.1"	LM30.104630.US							

ACCESSORIES

code		
	LM20.104625	Fixing Clips in chromed iron (1 every 19.7")
	LM20.104626	Aluminum closing end cap Dimens. 0.8" x 0.6" x 0.1"
	LM30.104627	Aluminum closing end cap with cable exit hole Dimens. 0.8" x 0.6" x 0.1"

EXAMPLE OF CODE COMPOSITION

Electronic driver and connection systems 24VDC to be ordered separately. Control Electronics, iSmart CV, iColor CV or iDimm CV, to be ordered as accessory.

LM30.103514.DP.BP.20

CODE | LIGHT BEAM | LED COLOR | POWER PER 3.28 FT

* IK05 - IP40
** Full color luminous flux.

FINISH

color	code
	.03 / anodized aluminum

Light beam				
.DP	perpendicular diffused			
	LED Color	lm/3.28'	LED/3.28'	Cut
.XC	2200K	1420	240	1.0"
.BC	2700K	1440	240	1.0"
.BP	3000K	1536	240	1.0"
.BF	4000K	1570	240	1.0"
.DW	2800K 6000K	1593**	240	2.0"
.RGBW	RGB+W 3000K	864**	60	3.9"
LED circuit power				
.20	19.2W/3.28'			

SYMBOLS

Available configurations



Luminaire available in RGB version (only for versions with a min. of 3 lamps or LED versions).



Luminaire available in CTC version (color temperature control, only for versions with a min. of 3 lamps or LED versions).



Luminaire has possibility to be dimmed.



Luminaire has possibility to be dimmed 0/10.



Luminaire has possibility to be dimmed DALI.



Luminaire has possibility to be dimmed PWM.



Luminaire available with induction sound diffusion system.



Luminaire available with internal Wi-Fi Router for the diffusion of any kind of wireless signal in the surrounding space.



Emergency Kit



Luminaire customizable (with feasibility to be checked).
Changes on request:
-RAL finish
-size
-communication technology (integrated DALI, WIFI or AUDIO)



Luminaire available, on request, in RGB version (only for LED versions or with a minimum of 3 lamps).



Luminaire available, on request, in CTC version (color temperature control, only for versions with a min. of 3 lamps or LED versions).



Luminaire available, on request, in dimmable version.



Luminaire available, on request, with microprismatic screen for high visual comfort.



Water Stop protection

IP Protection degree code

1st DIGIT – Protection against solid bodies

IP1... Protection against solid bodies $\geq 1.97''$
IP2... Protection against solid bodies $\geq 0.47''$
IP3... Protection against solid bodies $\geq 0.10''$
IP4... Protection against solid bodies $\geq 0.04''$
IP5... Protection against dust
IP6... Total protection against dust

2nd DIGIT – Protection against water

IP...1 Protection against vertically falling drops
IP...2 Protection against vertically falling drops with a tilt angle up to 15°
IP...3 Protection against sprays of water up to 60° from devertical
IP...4 Protection against water spray from all directions
IP...5 Protection against water jets
IP...6 Protection against powerful water jets
IP...7 Protection against temporary immersion up to $30'$ under $3.28'$ of water
IP...8 Protection against continuous immersion under $3.28'$ of water

Power supply type



xx VAC



24 VDC



48 VDC

Certificates and requirements



The luminaire can be installed on normally flammable surfaces.



ISO 9001



MacAdam Ellipse.



Static load resistance.



Length of supplied power cable.



Cable Output
L= Side
P= Rear
T= Head



Protection against sudden changes in voltage.



Reverse polarity protection.



Luminaire rotation on vertical axis.



Luminaire inclination on horizontal axis.



Type of light emission.

Shock resistance



IK00 No protection

IK01 0.15 J

IK02 0.20 J

IK03 0.35 J

IK04 0.50 J

IK05 0.70 J

IK06 1.00 J

IK07 2.00 J

IK08 5.00 J

IK09 10.00 J

IK10 20.00 J

General Conditions

Wattage and lumens indicated in this catalogue are referred to the LED sources.