
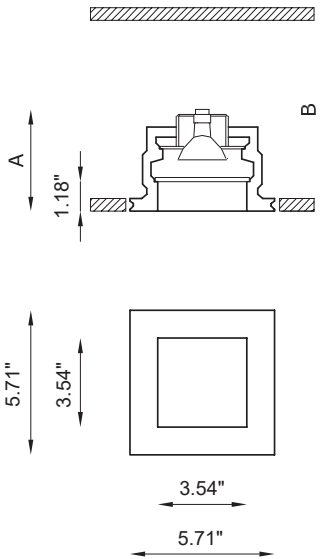


NEFI

Indoor Recessed




Nefi



OTHER AVAILABLE CODES

BU6218.Z.27.AC	<i>lens</i>	40°
	<i>light color</i>	2700K
BU6218.Z.40.AC	<i>lens</i>	40°
	<i>light color</i>	4000K (on request)
example of code composition	BU6218.AC 4 R 40 M 30 WD	

TECHNICAL FEATURES

Code	BU6218.Z.AC
Type	Downlight 90°
	
Material	AC: AirCoral®
Absorption capacity*	43.81 ft²
Weight	3.53 lbs
Mounting	Ceiling recessed
IP rating	IP40
Control gear	Remote constant current electronic driver (not included)
Dimensions	A: 5.51 in; B: 6.30 in
Cut out for plasterboard	6.10 × 6.10 in
Lamp type	LED 500 mA
	⚡ Vf: 18 VDC
Lamp wattage	1 × 9W
Luminous efficacy	1 × 1125 lm - 3000K
Light distribution	Wide beam 40°
Fitting	-
Light color	White 3000K
Light hole	3.54 × 3.54 in
Voltage connection	By driver (optional)
CRI	>90
Note	Extra white satin glass. Frosted glass recessed 1.18 in into the ceiling.
	Other available light colors: 2700K, 4000K.

OPTIONAL

Brick box	cod. BR6218LT	cod. BR6219LT
-----------	---------------	---------------

designplan®

79 Trenton Avenue
Frenchtown, NJ 08825

www.designplan.com

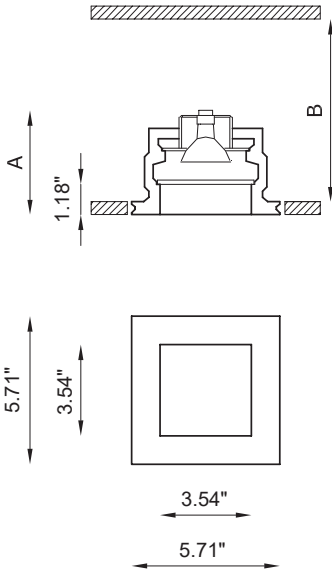

Tel: (908) 996-7710
Fax: (908) 996-7042

RECESSED DIFFUSE LIGHT FIXTURE
WITH RETRACTED GLASS

Private Villa, Lugano | ph. T. Pagani

* The absorption capacity per ft² calculated by the American organization TCNA (Tile Council of North America) is measured for an average room of 8.86 ft in height and therefore expressed in ft²

Indoor Recessed



Nefi Dim To Warm



TECHNICAL FEATURES

Code	BU6216.AC 4 R 40 M 98 WD
Type	Downlight 90°
Material	AC: AirCoral®
Absorption capacity*	43.81 ft²
Weight	3.53 lbs
Mounting	Ceiling recessed
IP rating	IP40
Control gear	Remote driver** (not included)
Dimensions	A: 5.51 in; B: 6.30 in
Cut out for plasterboard	6.10 × 6.10 in
Lamp type	LED 350 mA
Lamp wattage	1 × 6W
Luminous efficacy	1 × 600 lm (from 1800K up to 3000K)
Light distribution	Wide beam 40°
Fitting	-
Light colour	Dimming range 1800/3000K
Light hole	3.54 × 3.54 in
Voltage connection	By driver (optional)
CRI	>90
Note	Extra white satin glass. Frosted glass recessed 1.18 in into the ceiling.
	**Nefi Dim To Warm requires dimming: amplitude (AM) dim to warm wide range input voltage.

OPTIONAL

Brick box	cod. BR6216LT
-----------	---------------



79 Trenton Avenue
Frenchtown, NJ 08825

www.designplan.com

Tel: (908) 996-7710
Fax: (908) 996-7042

* The absorption capacity per ft³ calculated by the American organization TCNA (Tile Council of North America) is measured for an average room of 8.86 ft in height and therefore expressed in ft³