

NORMALL IP54

BATHROOM

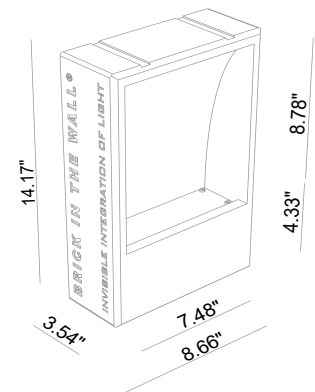
Normall is a series of indirect recessed wall luminaires made of Calcyt® plaster that can be seamlessly installed in walls with a lamp at the top and at the bottom. They are available in an indoor and an outdoor / bathroom version with fixed optics and a variety of color temperatures.



TECHNICAL DATA

Wattage / Input	9.3W (350mA)
Power Supply	Remote, not included. See page 2.
Construction	Body: CALCYT® plaster Lens: Tempered Glass
CCT	2200K, 2700K, 3000K
CRI	>90
Delivered Lumens	424 lm (3000K)
Efficacy	46 lm/W
Optics	Fixed
Finishes	Fully Painted
Fixture Dimensions	8.66" l x 3.54" w x 14.17" h
Cut-out Dimension	8.86" l x 14.37" h
Color Consistency	2-Step MacAdam
IP Rating	IP54

Wall Cut-Out: 8.86" l x 14.37" h
Fixture Dimensions



ORDERING INFORMATION

Example: 105 71 501. Accessories / Power Supplies ordered separately.

Model No.	Description
105 71 501 - 2200K (9.3W)	IP54 Bathroom, Remote Driver - not included
105 71 001 - 2700K (9.3W)	IP54 Bathroom, Remote Driver - not included
105 71 101 - 3000K (9.3W)	IP54 Bathroom, Remote Driver - not included

Job Name/Date:

Fixture Type Designation:

NORMALL IP54 BATHROOM

SUGGESTED POWER SUPPLIES

350mA

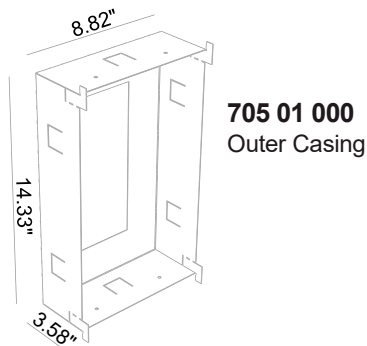
Part Number	Description	Input/Output	# of Fixtures
PPLT00139	0-10V Dimming to 10%	120-277VAC to 350mA, 12W, Class 2	1-1
PPLT00468	Phase Dim (120V only)	120VAC to 350mA, 14W, Class 2	1-1
PPLT00480-P	0-10V Dimming to 1.0%	120-277VAC to 350mA, 30W, Class 2	1-1
PPLT00309-P	0-10V Dimming to 0.1%	120-277VAC to 350mA, 50W, Class 2	1-1
PPLT00561-P	0-10V Dimming to 0.1%	120-277VAC to (100-2000mA), 100W, Class 2	1-1

Suggested Lutron Compatible

Part Number	Option	Lutron SKU	Dim Range	Description	Input/Output	# of Fixtures
PPLT00516	L3DAE / L3DA3W	L3DA	100%-1%	Hi-Lume™ 1% EcoSystem™ or 1% 3-Wire LED Driver	120-277VAC to 350mA, 13W, Class 2	1-1

For other power supply options consult factory.

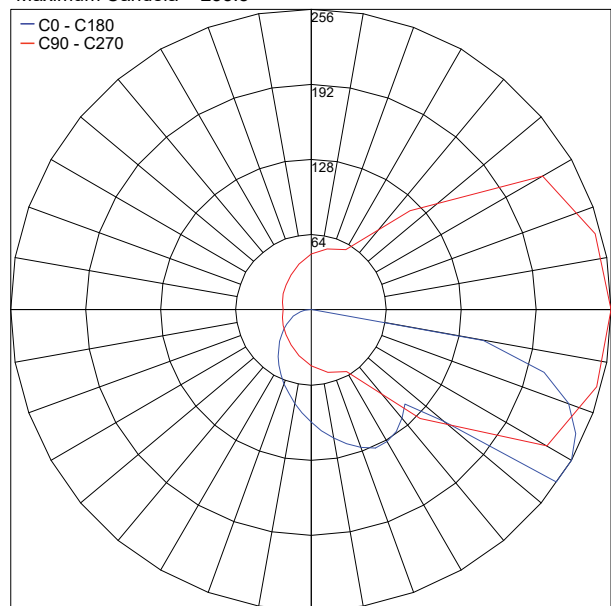
ACCESSORIES Installation



PHOTOMETRIC DATA

Note: all Photometry is 3000K

Maximum Candela = 255.8



PHOTOMETRIC FILENAME : NORMALL LED (800LM,CRI90).IES

Job Name/Date:

Fixture Type Designation: