



design: R&D

# P1-E

**LAM32**  
IDEASBECOMINGLIGHT

*The smoothing and painting structural system is designed for recessed flush installation on plasterboard ceilings and walls. Suitable for LED sources in order to create indirect lines of light, it is made all from extruded aluminum. Equipped with opal and transparent polycarbonate lenses, which guarantee protection from dust that might deposit in the cavities for the LED sources. Light sources and power supplies to be ordered separately.*

designplan® 

79 Trenton Avenue  
Frenchtown, NJ 08825

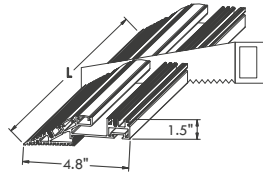
[www.designplan.com](http://www.designplan.com)

Tel: (908) 996-7710  
Fax: (908) 996-7042

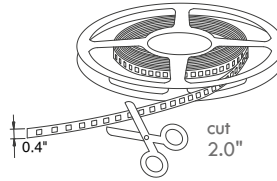
# P1-E



## TECHNICAL DRAWING



118.1" x 4.8" x H1.5"



196.9" x 0.4"

| name             | dimension | code           | lamp         | lumens |       |       |       |      |      |
|------------------|-----------|----------------|--------------|--------|-------|-------|-------|------|------|
|                  |           |                |              | 2200K  | 2700K | 3000K | 4000K | DW   | RGBW |
| LED CIRCUIT REEL | 196.9"    | LM30.103514.US | 19.2 W/3.28' | 1420   | 1440  | 1536  | 1570  | 1593 | 864  |
| P1-E             | 118.1"    | LM30.104659.US |              |        |       |       |       |      |      |

## ACCESSORIES

| code        |  |  |
|-------------|--|--|
| LM30.104662 | Linear joint<br>2.36" x 0.43"                          |  |
| LM30.104663 | 90° Joint<br>1.18" x 1.18" x 0.43"                     |  |
| LM30.104664 | 90° Vertical/horizontal joint<br>4.53" x 1.50" x 1.50" |  |

## EXAMPLE OF CODE COMPOSITION

Electronic driver and connection systems 24VDC to be ordered separately. Control Electronics, iSmart CV, iColor CV or iDimm CV, to be ordered as accessory.

LM30.103514.DP.BP.20

CODE | LIGHT BEAM | LED COLOR | POWER PER 3.28'

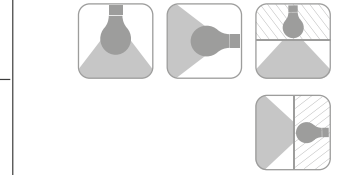
\*Full color luminous lux.

### Light beam

| .DP               | perpendicular diffused |           |            |      |
|-------------------|------------------------|-----------|------------|------|
| LED               | Color                  | lm/3.28ft | LED/3.28ft | Cut  |
| .XC               | 2200K                  | 1420      | 240        | 1.0" |
| .BC               | 2700K                  | 1440      | 240        | 1.0" |
| .BP               | 3000K                  | 1536      | 240        | 1.0" |
| .BF               | 4000K                  | 1570      | 240        | 1.0" |
| .DW               | 2800K<br>6000K         | 1593*     | 240        | 2.0" |
| .RGBW             | RGB+W<br>3000K         | 864*      | 60         | 3.9" |
| LED circuit power |                        |           |            |      |
| .20               | 19.2W/3.28 ft          |           |            |      |

## FINISH

| color | code          |
|-------|---------------|
|       | .00 / natural |



# SYMBOLS

## Available configurations



Luminaire available in RGB version (only for versions with a min. of 3 lamps or LED versions).



Luminaire available in CTC version (color temperature control, only for versions with a min. of 3 lamps or LED versions).



Luminaire has possibility to be dimmed.



Luminaire has possibility to be dimmed 0/10.



Luminaire has possibility to be dimmed DALI.



Luminaire has possibility to be dimmed PWM.



Luminaire available with induction sound diffusion system.



Luminaire available with internal Wi-Fi Router for the diffusion of any kind of wireless signal in the surrounding space.



Emergency Kit



Luminaire customizable (with feasibility to be checked).  
Changes on request:  
-RAL finish  
-size  
-communication technology (integrated DALI, WIFI or AUDIO)



Luminaire available, on request, in RGB version (only for LED versions or with a minimum of 3 lamps).



Luminaire available, on request, in CTC version (color temperature control, only for versions with a min. of 3 lamps or LED versions).



Luminaire available, on request, in dimmable version.



Luminaire available, on request, with microprismatic screen for high visual comfort.



Water Stop protection

## IP Protection degree code

### 1st DIGIT – Protection against solid bodies

IP1... Protection against solid bodies  $\geq 1.97''$   
IP2... Protection against solid bodies  $\geq 0.47''$   
IP3... Protection against solid bodies  $\geq 0.10''$   
IP4... Protection against solid bodies  $\geq 0.04''$   
IP5... Protection against dust  
IP6... Total protection against dust

### 2nd DIGIT – Protection against water

IP...1 Protection against vertically falling drops  
IP...2 Protection against vertically falling drops with a tilt angle up to  $15^\circ$   
IP...3 Protection against sprays of water up to  $60^\circ$  from devertical  
IP...4 Protection against water spray from all directions  
IP...5 Protection against water jets  
IP...6 Protection against powerful water jets  
IP...7 Protection against temporary immersion up to  $30'$  under  $3.28'$  of water  
IP...8 Protection against continuous immersion under  $3.28'$  of water

## Power supply type



## Certificates and requirements



The luminaire can be installed on normally flammable surfaces.



ISO 9001



Macadam Ellipse.



Static load resistance.



Length of supplied power cable.



Cable Output  
L= Side  
P= Rear  
T= Head



Protection against sudden changes in voltage.



Reverse polarity protection.



Luminaire rotation on vertical axis.



Luminaire inclination on horizontal axis.



Type of light emission.

## Shock resistance



IK00 No protection

IK01 0.15 J

IK02 0.20 J

IK03 0.35 J

IK04 0.50 J

IK05 0.70 J

IK06 1.00 J

IK07 2.00 J

IK08 5.00 J

IK09 10.00 J

IK10 20.00 J

## General Conditions

Wattage and lumens indicated in this catalogue are referred to the LED sources.