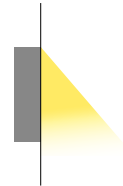
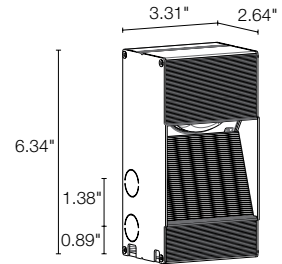


# PASITO MINI 1.0

The Pasito and Pasito Mini series are small yet powerful steplights suitable for indoor/outdoor applications. Pasito Mini 1.0 is the recessed, flush to the wall version and is available in 80 or >90 CRI, 2 optic options.



Cut-Out Dimensions: 6.50" h x 3.39" w  
Fixture Dimensions



Recessed, Flush

## TECHNICAL DATA

<b>Wattage / Input</b>	5W (24VDC)
<b>Power Supply</b>	Remote, not included. See page 2.
<b>Construction</b>	Body: Aluminum Alloy EN AW 6060 Cable Length: 0.98'
<b>CCT</b>	2700K, 3000K, 4000K
<b>CRI</b>	80, >90
<b>BUG Rating</b>	B0-U1-G0 (3000K, Anthracite, Corten) B0-U2-G0 (3000K, White, Gray)
<b>Delivered Lumens</b>	214 lm (3000K, 150°x90°, CRI 80)
<b>Efficacy</b>	42.8 lm/W (3000K, 150°x90°, CRI 80)
<b>Optics</b>	2 Standard (see below)
<b>Finishes</b>	4 Standard, Custom RAL (see below)
<b>Cut-Out Dimensions</b>	6.50" h x 3.39" w
<b>Fixture Dimensions</b>	6.34" h x 3.31" w x 2.64" d
<b>Fixture Weight</b>	0.77 lbs
<b>LED Source</b>	1 High Intensity Power LED
<b>Lumen Maintenance</b>	L90, B10 >50,000hrs (Ta 25°C)
<b>Color Consistency</b>	3-Step MacAdam
<b>Operating Temp.</b>	-4°F to +113°F
<b>IP Rating</b>	IP65
<b>Impact Rating</b>	IK05

## ORDERING INFORMATION

Example: *PM10001000F0BH*. Accessories / Power Supplies ordered separately.

PM1000				
Model No.	CRI	CCT	Optics	Finish
PM1000	0 - CRI 80 1 - CRI >90	000F - 2700K 0005 - 3000K 0009 - 4000K	0A - Asymmetric 150° x 90° 0B - 60°	E - White F - Grey H - Anthracite T - Cor-ten C - Custom RAL (Consult factory for "C")

Job Name/Date:

Fixture Type Designation:

## SUGGESTED POWER SUPPLIES

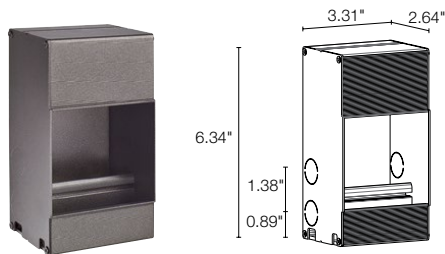
24VDC

Part Number	Description	Input/Output	# of Fixtures
<a href="#">PPLT00632</a>	0-10V Dimming (Dim to Off)	120-277VAC to 24VDC, 12W, Class 2	1-1
<a href="#">PPLT00709</a>	ELV / TRIAC & 0-10V Dimming	120-277VAC to 24VDC, 96W, Class 2, DAMP	1-15
<a href="#">PPLT00543</a>	0-10V Dimming to 15% (-40°C / -40°F cold weather start)	120-277VAC to 24VDC, 100W, Class 2	2-16

For other power supply options consult factory.

## ACCESSORIES

### Installation



### Outer Casing - Required for installation

**WCA00E** - White

**WCA00F** - Grey

**WCA00H** - Anthracite

**WCA00T** - Cor-ten

Job Name/Date:

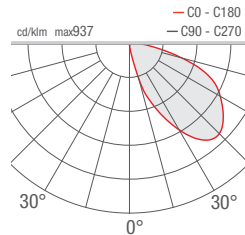
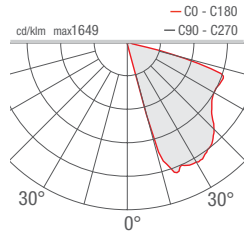
Fixture Type Designation:

## PHOTOMETRIC DATA

Note all Photometry is CRI 80, 3000K

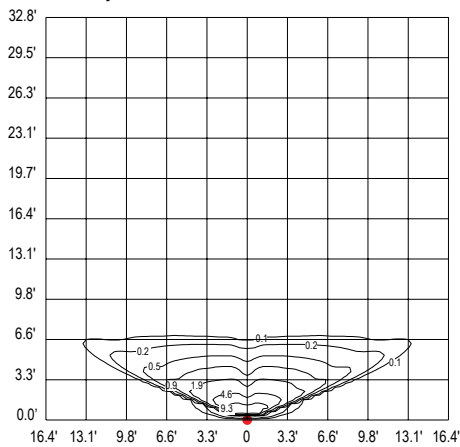
A - Asymmetrical 150°x90°

B - 60°



A - Asymmetrical

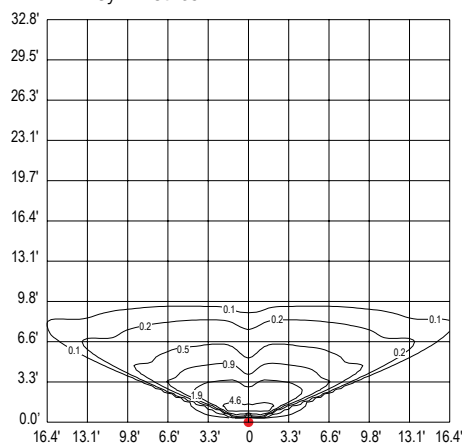
Isofc (3000K)



h 19.7"

A - Asymmetrical

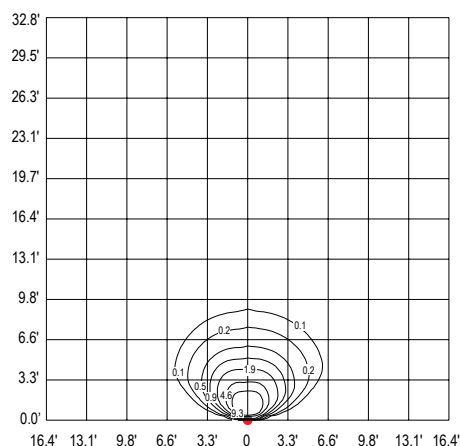
Isofc (3000K)



h 31.5"

B - 60°

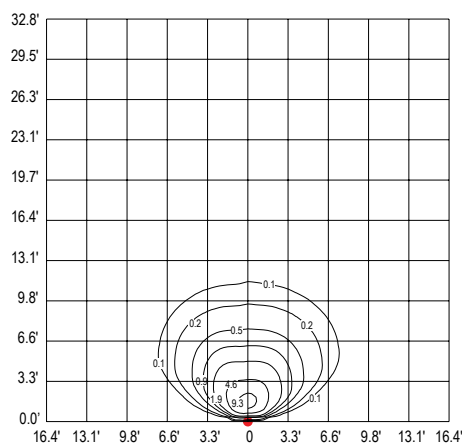
Isofc (3000K)



h 19.7"

B - 60°

Isofc (3000K)



h 31.5"

Job Name/Date:

Fixture Type Designation: