

PASITO MINI 1.1

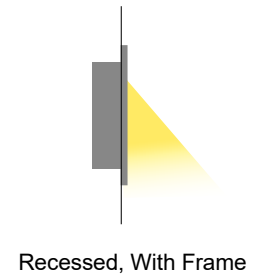
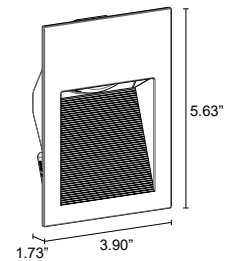
The Pasito and Pasito Mini series are small yet powerful steplights suitable for indoor/outdoor applications. Pasito Mini 1.1 is the recessed, with a frame version and is available in 80 or >90 CRI, 2 optic options.

TECHNICAL DATA

Wattage / Input	5W (24VDC)
Power Supply	Remote, not included. See page 2.
Construction	Body: Technopolymer, aluminum alloy EN AW 6060 Cable Length: 0.98'
CCT	2700K, 3000K, 4000K
CRI	80, >90
BUG Rating	B0-U2-G0 (3000K, 60°, White) B0-U2-G0 (3000K, 90°, White, Gray) B0-U1-G0 (3000K, 90°, Anthracite, Cor-ten)
Delivered Lumens	214 lm (3000K, 150°x90°, CRI 80)
Efficacy	42.8 lm/W (3000K, 150°x90°, CRI 80)
Optics	2 Standard (see below)
Finishes	4 Standard, Custom RAL (see below)
Cut-Out Dimensions	4.92" h x 3.35" w
Fixture Dimensions	5.63" h x 3.90" w x 1.73" d
Fixture Weight	0.66 lbs
LED Source	1 High Intensity Power LED
Lumen Maintenance	L90, B10 >50,000hrs (Ta 25°C)
Color Consistency	1/4 ANSI BIN
Operating Temp.	-4°F to +113°F
IP Rating	IP65
Impact Rating	IK06



Fixture Dimensions



Recessed, With Frame

ORDERING INFORMATION

Example: PM11001FBH. Accessories / Power Supplies ordered separately.

PM1100				
Model No.	CRI	CCT	Optics	Finish
PM1100	0 - CRI 80 1 - CRI 90	F - 2700K 5 - 3000K 9 - 4000K	A - Asymmetric 150° x 90° B - 60°	E - White F - Grey H - Anthracite T - Cor-ten C - Custom RAL (Consult factory for "C")

Job Name/Date:

Fixture Type Designation:

SUGGESTED POWER SUPPLIES

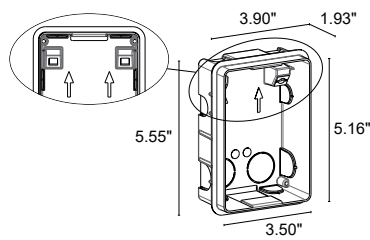
24VDC

Part Number	Description	Input/Output	# of Fixtures
PPLT00632	0-10V Dimming (Dim to Off)	120-277VAC to 24VDC, 12W, Class 2	1-1
PPLT00709	ELV / TRIAC & 0-10V Dimming	120-277VAC to 24VDC, 96W, Class 2, DAMP	1-15
PPLT00543	0-10V Dimming to 15% (-40°C / -40°F cold weather start)	120-277VAC to 24VDC, 100W, Class 2	2-16

For other power supply options consult factory.

ACCESSORIES

Installation



WC1420

Outer Casing
for solid walls

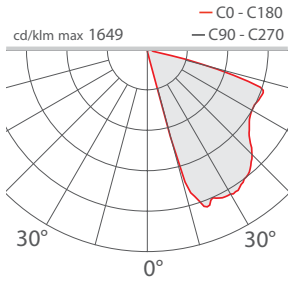
Job Name/Date:

Fixture Type Designation:

PHOTOMETRIC DATA

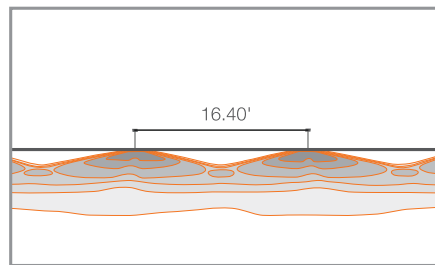
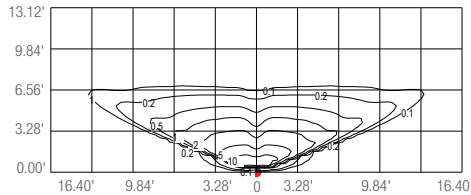
Note all Photometry is CRI 80, 3000K

A - Asymmetrical 150° x 90°



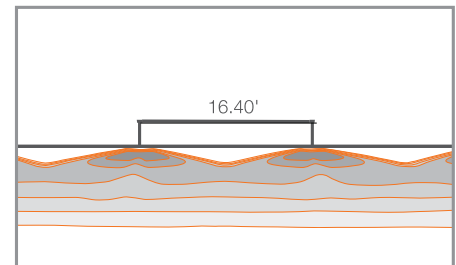
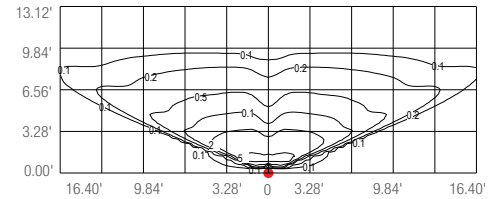
A - Asymmetrical 150° x 90° mounting height 19.69"

fc (3000K)

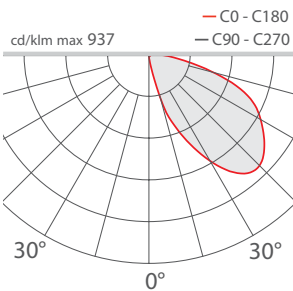


A - Asymmetrical 150° x 90° mounting height 31.50"

fc (3000K)

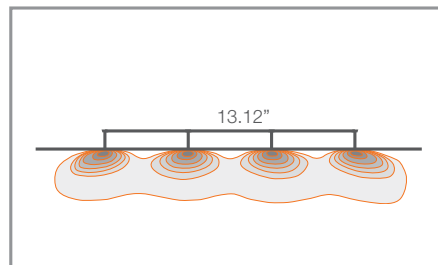
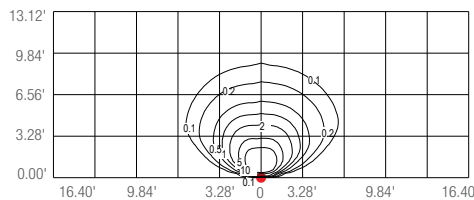


B - 60°



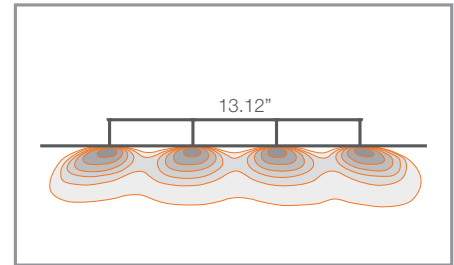
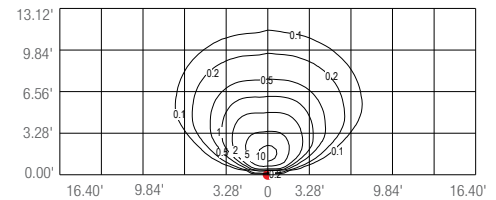
B - 60° mounting height 19.50"

fc (3000K)



B - 60° mounting height 31.50"

fc (3000K)



Job Name/Date:

Fixture Type Designation: