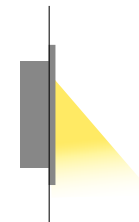
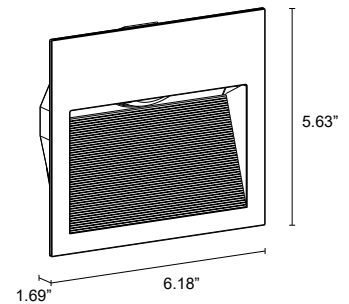


PASITO 1.1

The Pasito 1.1 is a small yet powerful recessed steplight suitable for indoor/outdoor applications. Pasito 1.1 is the recessed, with a frame version and is available in 80 or >90 CRI and 2 optic options.



Wall Cut-Out: 5.63" l x 4.92" h
Fixture Dimensions



Recessed, With Frame

TECHNICAL DATA

Wattage / Input	8.5W (24VDC)
Power Supply	Remote, not included. See page 2
Construction	Body: Technopolymer, Aluminium Alloy EN AW 6060 Cable Length: 0.98'
CCT	2700K, 3000K, 4000K
CRI	80, >90
BUG Rating	B0-U1-G0 (3000K, 60°, White, Gray) B0-U2-G0 (3000K, 60°, Anthracite, Corten) B0-U1-G1 (3000K, Asymm, , White, Gray) B0-U2-G1 (3000K, Asymm, Anthracite, Corten)
Delivered Lumens	364 lm (3000K, 150°x90°, CRI 80)
Efficacy	42.8 lm/W (3000K, 150°x90°, CRI 80)
Optics	2 Standard (see below)
Finishes	4 Standard, Custom RAL (see below)
Cut-Out Dimensions	5.63" l x 4.92" h
Fixture Dimensions	6.18" l x 1.69" w x 5.63" h
Fixture Weight	1.01 lbs
LED Source	1 High Intensity Power LED
Lumen Maintenance	L90, B10 >50,000hrs (Ta 25°C)
Color Consistency	3-Step MacAdam
Operating Temp.	-4°F to +113°F
IP Rating	IP65
Impact Rating	IK06

ORDERING INFORMATION

Example: PA11001FBH. Accessories / Power Supplies ordered separately.

PA110	0				
Model No.	Wattage	CRI	CCT	Optics	Finish
PA110	0 - 8.5W	0 - CRI 80 1 - CRI 90	F - 2700K 5 - 3000K 9 - 4000K	A - Asymmetric 150° x 90° B - 60°	E - White F - Gray H - Anthracite T - Corten C - Custom RAL (consult factory for "C")

Job Name/Date:

Fixture Type Designation:

SUGGESTED POWER SUPPLIES

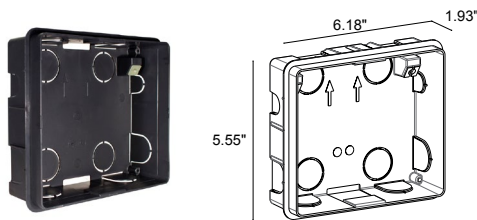
24VDC

Part Number	Description	Input/Output	# of Fixtures
PPLT00632	0-10V Dimming (Dim to Off)	120-277VAC to 24VDC, 12W, Class 2	1-1
PPLT00056	Non-Dim	120-277VAC to 24VDC, 26W, Class 2, IP66	1-2
PPLT00284	Non-Dim	120-277VAC to 24VDC, 100W, Class 2	1-9
PPLT00543	0-10V Dimming to 15% (-40°C / -40°F cold weather start)	120-277VAC to 24VDC, 100W, Class 2	2-9

For other power supply options consult factory.

ACCESSORIES

Installation



WC1430

Outer Casing

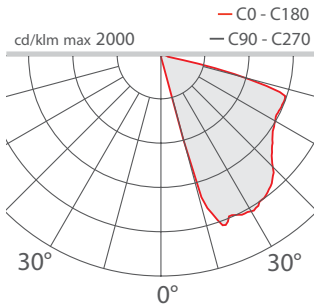
Job Name/Date:

Fixture Type Designation:

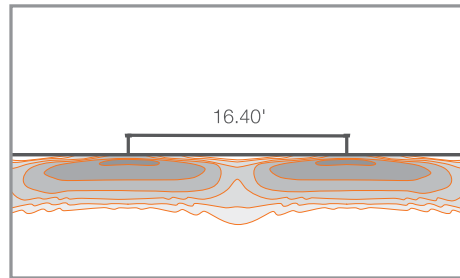
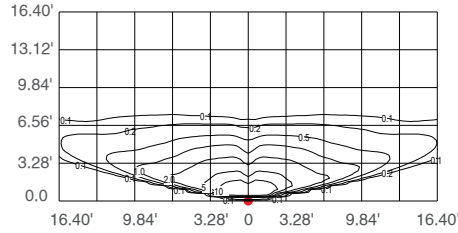
PHOTOMETRIC DATA

Note all Photometry is CRI 80, 3000K

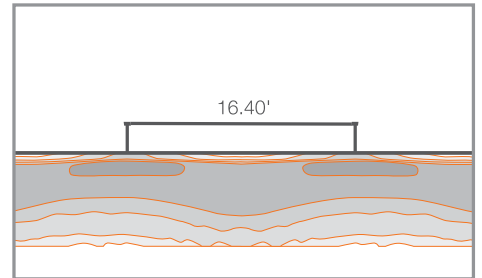
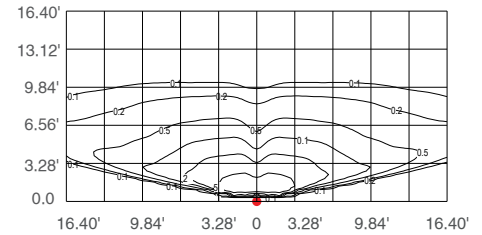
A - Asymmetrical 150° x 90°



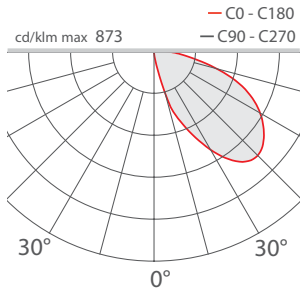
A - Asymmetrical 150°x90° fc (3000K) mounting height 19.69"



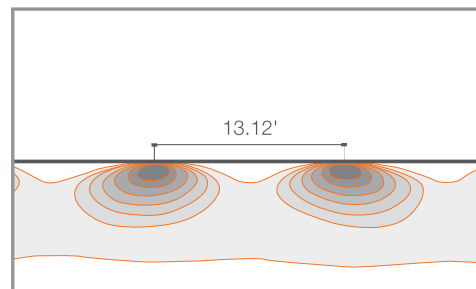
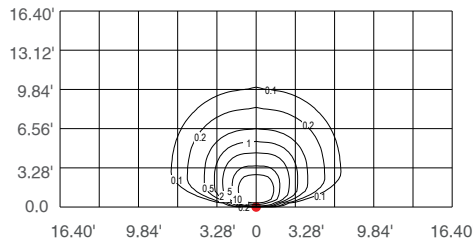
A - Asymmetrical 150°x90° fc (3000K) mounting height 31.50"



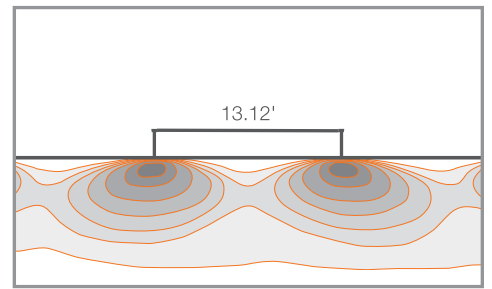
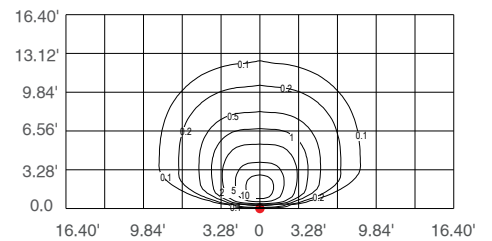
B - 60°



B - 60° fc (3000K) mounting height 19.69"



B - 60° fc (3000K) mounting height 31.50"



Job Name/Date:

Fixture Type Designation: