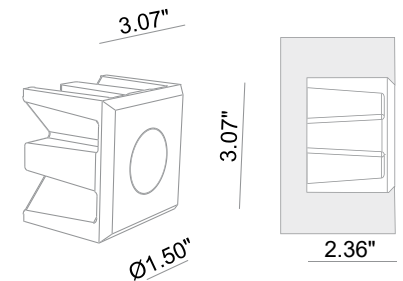


PICA 3 IP20

Pica 3 is a recessed luminaire for use in walls as orientation lighting. It is available as an indoor (IP20), bathroom (IP54) or outdoor (IP54) version. The Pica can be directly installed in solid walls as well as in gypsum walls with an optional plasterkit.



Wall Cut-Out: 3.35" x 3.35"
Fixture Dimensions



TECHNICAL DATA

Wattage / Input	1W, 2W (350mA)
Power Supply	Remote, not included. See page 2.
Construction	Body: Calcyt® Plaster Lens: Frosted Diffuser
CCT	2200K, 2700K, 3000K, 4000K, Royal Blue
CRI	>80 and >90
Optics	Fixed
Delivered Lumens	18 lm (1W, 3000K)
Efficacy	18 lm/W
Finishes	Paintable Plaster
Cut-Out Dimensions	3.35" x 3.35"
Fixture Dimensions	3.07" l x 3.07" w x 2.36"
Aperature	Ø1.50"
Color Consistency	3-Step MacAdam
IP Rating	IP20

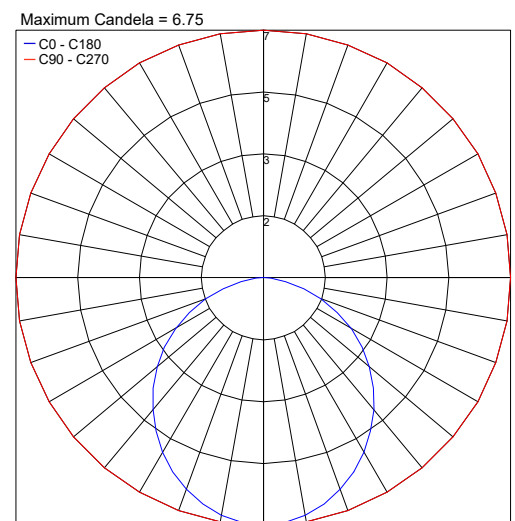
ORDERING INFORMATION

Example: 124 62 100. Accessories / Power Supplies ordered separately.

Model No.	Description
124 60 500 - 2200K	1W, 100 lm, CRI 80, IP20 Indoor
124 60 000 - 2700K	1W, 100 lm, CRI 90, IP20 Indoor
124 60 100 - 3000K	1W, 100 lm, CRI 90, IP20 Indoor
124 60 200 - 4000K	1W, 100 lm, CRI 90, IP20 Indoor
124 60 300 - Royal Blue	1W, 100 lm, IP20 Indoor
124 62 500 - 2200K	2W, 200 lm, CRI 80, IP20 Indoor
124 62 000 - 2700K	2W, 200 lm, CRI 90, IP20 Indoor
124 62 100 - 3000K	2W, 200 lm, CRI 90, IP20 Indoor
124 62 200 - 4000K	2W, 200 lm, CRI 90, IP20 Indoor
124 62 300 - Royal Blue	2W, 200 lm, IP20 Indoor

PHOTOMETRIC DATA

Note all Photometry is 3000K



PHOTOMETRIC FILENAME : PICA 3 (100 LM, CRI90).IES

Job Name/Date:

Fixture Type Designation:

SUGGESTED POWER SUPPLIES

350mA

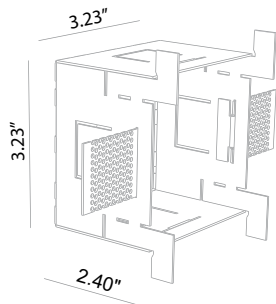
Part Number	Description	Input/Output	# of Fixtures	
			1W	2W
PPLT00138	0-10V Dimming to 10%	120-277VAC to 350mA, 4W, Class 2	2-3	1-1
PPLT00468	Phase Dim (120V only)	120VAC to 350mA, 14W, Class 2	4-13	2-6
PPLT00308-P	0-10V Dimming to 0.1%	120-277VAC to 350mA, 30W, Class 2	1-19	1-9
PPLT00309-P	0-10V Dimming to 0.1%	120-277VAC to 350mA, 50W, Class 2	1-19	1-9
PPLT00538-P	0-10V Dimming to 0.1% (4 channels)	120-277VAC to 350mA, 100W, Class 2	1-20 (1-80)	1-10 (1-40)

Suggested Lutron Compatible

Part Number	Option	Lutron SKU	Dim Range	Description	Input/Output	# of Fixtures	
						1W	2W
PPLT00247	L3DAE / L3DA3W	L3DA	100%-1%	Hi-Lume™ 1% EcoSystem™ or 1% 3-Wire LED Driver	120-277VAC to 350mA, 7W, Class 2	3-6	2-3
PPLT00516	L3DAE / L3DA3W	L3DA	100%-1%	Hi-Lume™ 1% EcoSystem™ or 1% 3-Wire LED Driver	120-277VAC to 350mA, 13W, Class 2	6-13	3-6
PPLT00179	L3DAE / L3DA3W	L3DA	100%-1%	Hi-Lume™ 1% EcoSystem™ or 1% 3-Wire LED Driver	120-277VAC to 350mA, 19W, Class 2	11-18	6-9

For other power supply options consult factory.

REQUIRED ACCESSORIES - Installation



724 01 000
Outer Casing

Job Name/Date:

Fixture Type Designation: