

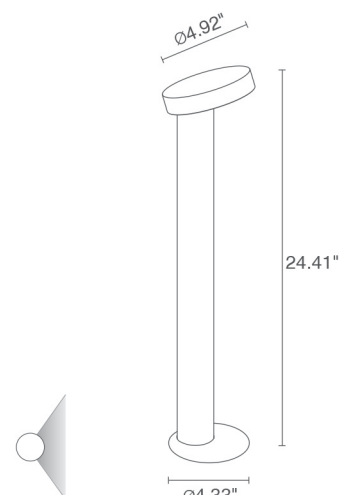
The Plin 4 series is a line of minimalist outdoor bollards. Available in three different heights with a diffuse optic and slightly angled round fixture head.



## TECHNICAL DATA

<b>Wattage / Input</b>	8W (24VDC)
<b>Power Supply</b>	Remote, not included. See page 2.
<b>Construction</b>	Body: Steel Head: Anticorodal Aluminum Lens: Serigraphed, Tempered Extra-Clear Glass
<b>CCT</b>	2700K, 3000K, 4000K
<b>BUG Rating</b>	B0-U1-G1 (3000K)
<b>CRI</b>	>80
<b>Delivered Lumens</b>	423 lm (3000K)
<b>Efficacy</b>	52.8 lm/W
<b>Optics</b>	Diffuse
<b>Finishes</b>	4 Standard, Custom RAL (see below) (4 Stage Marine Grade Finish)
<b>Fixture Dimensions</b>	Ø4.92" x 24.41" h
<b>Fixture Weight</b>	5.84 lbs
<b>LED Source</b>	1 Power LED
<b>Lumen Maintenance</b>	L85, B10>50,000hrs (Ta 25°C)
<b>Color Consistency</b>	3-Step MacAdam
<b>Operating Temp.</b>	-4°F to +113°F
<b>IP Rating</b>	IP65
<b>Impact Resistance</b>	IK07

Fixture Dimensions



## ORDERING INFORMATION

Example: PN411005DT. Accessories / Power Supplies ordered separately.

PN41100		D	
Model No.	CCT	Optics	Finish
PN41100	F - 2700K 5 - 3000K 9 - 4000K	D - Diffuse	E - White F - Grey H - Anthracite T - Cor-ten C - Custom RAL (consult factory for "C")

Job Name/Date:

Fixture Type Designation:

## SUGGESTED POWER SUPPLIES

24VDC

Part Number	Description	Input/Output	# of Fixtures
<a href="#">PPLT00284</a>	Non-Dim	120-277VAC to 24VDC, 100W, Class 2, DAMP	1-10
<a href="#">PPLT00543</a>	0-10V Dimming to 15% (-40°C / -40°F cold weather start)	120-277VAC to 24VDC, 100W, Class 2	2-10

## Suggested Lutron Compatible

Part Number	Option	Lutron SKU	Dim Range	Description	Input/Output	# of Fixtures
<a href="#">PPLT00530</a>	L3DAE / L3D0	L3DA/L3D0	100%-1%	Hi-Lume™ 0.1% EcoSystem™ or 3-Wire LED Driver	120-277VAC to 24VDC, 96W, Class 2	1-9

## DRIVERS IN NEMA ENCLOSURE

Remote 24VDC - ELV / TRIAC / 0-10V

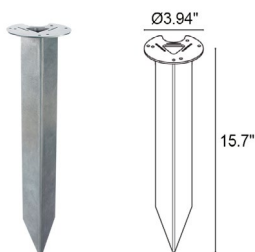


PPLT00715

Part Number	Description	Input/Output	# of Fixtures
<a href="#">PPLT00715</a>	ELV / TRIAC / 0-10V Dimming to 0.1%	120-277VAC to 24VDC, 96W, Class 2, WET/DAMP	1-9

For other power supply options consult factory.

## ACCESSORIES - Installation



**WPA00**  
Ground Spike

Job Name/Date:

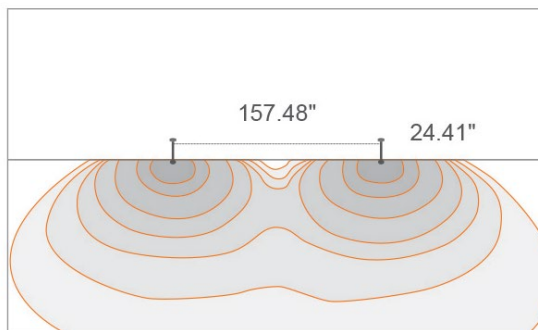
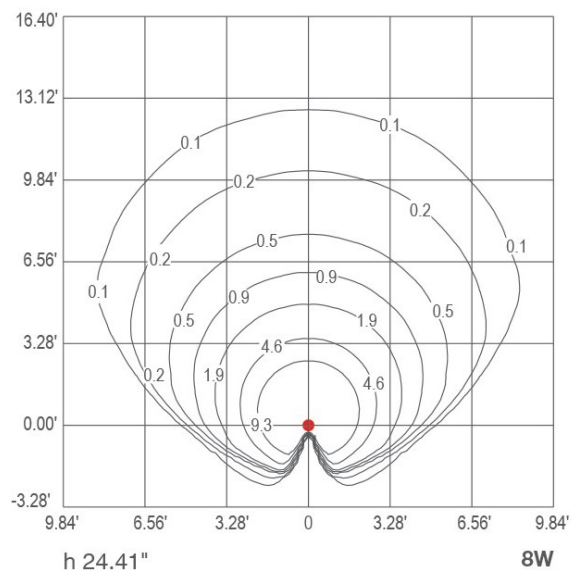
Fixture Type Designation:

## PHOTOMETRIC DATA

Note all photometry in 3000K

### D - Diffuse

Isofc (3000K)



Job Name/Date:

Fixture Type Designation: