

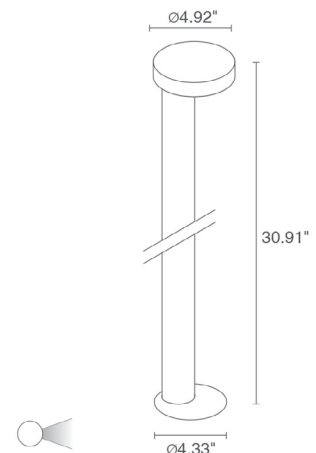
The Plin 5 series is a line of minimalist outdoor bollards. Available in three different heights with a diffuse asymmetric optic and full cut-off round fixture head. Dark Sky compliant.



TECHNICAL DATA

Wattage / Input	8W (24VDC)
Power Supply	Remote, not included. See page 2.
Construction	Body: Steel Head: Anticorodal Aluminum Lens: Serigraphed, Tempered Extra-Clear Glass
CCT	2700K, 3000K, 4000K
BUG Rating	B0-U1-G0 (3000K)
CRI	>80
Delivered Lumens	173 lm (3000K) Dark Sky compliant
Efficacy	21.6 lm/W
Optics	Asymmetrical Diffuse
Finishes	4 Standard, Custom RAL (see below) (4 Stage Marine Grade Finish)
Fixture Dimensions	Ø4.92" x 30.91" h
Fixture Weight	6.83 lbs
LED Source	1 Power LED
Lumen Maintenance	L85, B10>50,000hrs (Ta 25°C)
Color Consistency	3-Step MacAdam
Operating Temp.	-4°F to +113°F
IP Rating	IP65
Impact Resistance	IK07

Fixture Dimensions



ORDERING INFORMATION

Example: PN521005AT. Accessories / Power Supplies ordered separately.

PN52100		A	
Model No.	CCT	Optics	Finish
PN52100	F - 2700K 5 - 3000K 9 - 4000K	A - Asymmetrical Diffuse	E - White F - Grey H - Anthracite T - Cor-ten C - Custom RAL (consult factory for "C")

Job Name/Date:

Fixture Type Designation:

SUGGESTED POWER SUPPLIES

24VDC

Part Number	Description	Input/Output	# of Fixtures
PPLT00284	Non-Dim	120-277VAC to 24VDC, 100W, Class 2, DAMP	1-10
PPLT00543	0-10V Dimming to 15% (-40°C / -40°F cold weather start)	120-277VAC to 24VDC, 100W, Class 2	2-10

Suggested Lutron Compatible

Part Number	Option	Lutron SKU	Dim Range	Description	Input/Output	# of Fixtures
PPLT00530	L3DAE / L3D0	L3DA/L3D0	100%-1%	Hi-Lume™ 0.1% EcoSystem™ or 3-Wire LED Driver	120-277VAC to 24VDC, 96W, Class 2	1-9

DRIVERS IN NEMA ENCLOSURE

Remote 24VDC - ELV / TRIAC / 0-10V

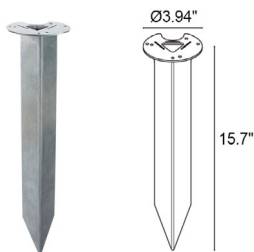


PPLT00715

Part Number	Description	Input/Output	# of Fixtures
PPLT00715	ELV / TRIAC / 0-10V Dimming to 0.1%	120-277VAC to 24VDC, 96W, Class 2, WET/DAMP	1-9

For other power supply options consult factory.

ACCESSORIES - Installation



WPA00
Ground Spike

Job Name/Date:

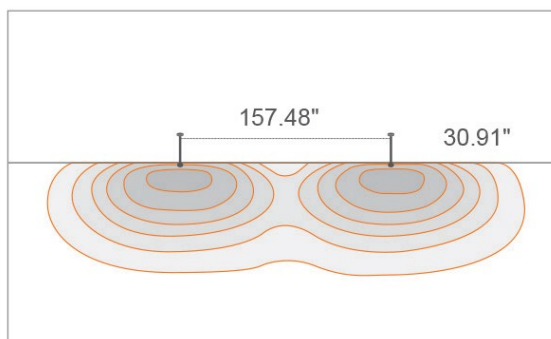
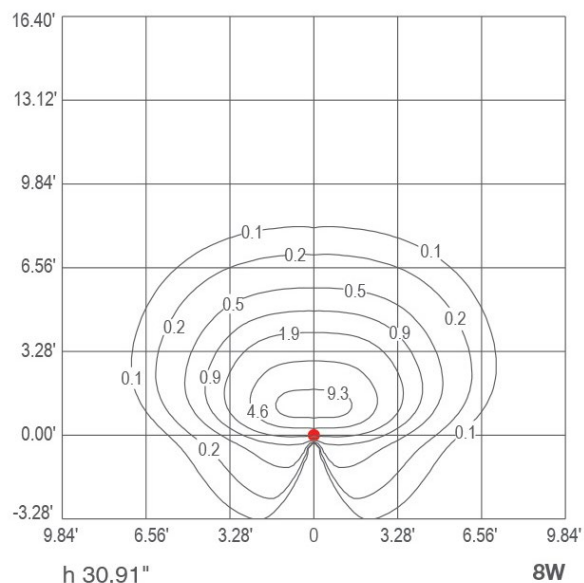
Fixture Type Designation:

PHOTOMETRIC DATA

Note all photometry in 3000K

A - Asymmetrical

Isofc (3000K)



Job Name/Date:

Fixture Type Designation: