

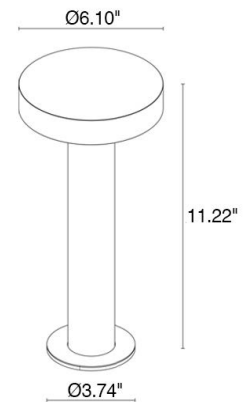
The Plin 6 series is a line of minimalist, surface mounted bollards with a round head and asymmetrical circular optics. It is available in three different heights, 4 color temperatures and 4 standard finishes.



## TECHNICAL DATA

<b>Wattage / Input</b>	14W (24VDC)
<b>Power Supply</b>	Remote, not included. See page 2.
<b>Construction</b>	Column: AISI 316L Stainless Steel Head: Aluminum Lens: Serigraphed, Tempered Extra-Clear Glass
<b>CCT</b>	2200K, 2700K, 3000K, 4000K
<b>BUG Rating</b>	B1-U1-G0
<b>CRI</b>	>80
<b>Delivered Lumens</b>	1160 lm (3000K)
<b>Efficacy</b>	82.9 lm/W (3000K)
<b>Optics</b>	Asymmetrical Circular
<b>Finishes</b>	4 Standard, Custom RAL (see below)
<b>Fixture Dimensions</b>	Ø6.1" x 11.2" h Base: Ø3.7"
<b>Fixture Weight</b>	4.41 lbs
<b>LED Source</b>	8 power LEDs
<b>Lumen Maintenance</b>	L90, B10>60,000hrs (Ta 25°C)
<b>Color Consistency</b>	2-Step MacAdam
<b>Operating Temp.</b>	-4°F to +113°F
<b>IP Rating</b>	IP65
<b>Impact Resistance</b>	IK07

Fixture Dimensions



## ORDERING INFORMATION

Example: PN601000050AH. Accessories / Power Supplies ordered separately.

PN60100000		0A	
Model No.	CCT	Optics	Finish
PN60100000	N - 2200K F - 2700K 5 - 3000K 9 - 4000K	0A - Asymmetrical Circular	E - White F - Grey H - Anthracite T - Cor-ten C - Custom RAL (consult factory for "C")

Job Name/Date:

Fixture Type Designation:

## SUGGESTED POWER SUPPLIES

24VDC

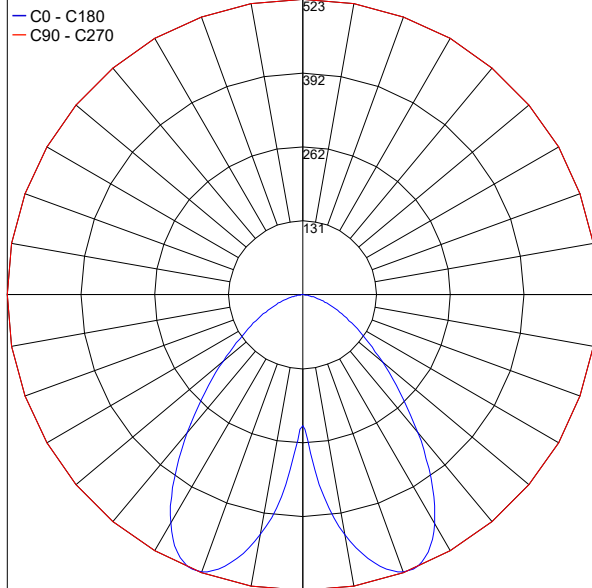
Part Number	Description	Input/Output	# of Fixtures
<a href="#">PPLT00056</a>	Non-Dim	120-277VAC to 24VDC, 26W, Class 2, IP66	1-1
<a href="#">PPLT00157</a>	Non-Dim	120VAC to 24VDC, 60W, Class 2	1-3
<a href="#">PPLT00599</a>	ELV / TRIAC & 0-10V Dimming (100 to 0%)	120-277VAC to 24VDC, 96W, Class 2	1-5
<a href="#">PPLT00158</a>	Non-Dim	120VAC to 24VDC, 100W, Class 2	1-5
<a href="#">PPLT00543</a>	0-10V Dimming to 15% (-40°C / -40°F cold weather start)	120-277VAC to 24VDC, 100W, Class 2	1-5

For other power supply options consult factory.

## PHOTOMETRIC DATA

Note all photometry in 3000K

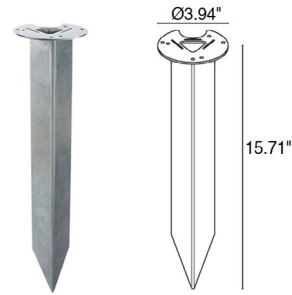
Maximum Candela = 523.1



PHOTOMETRIC FILENAME : PLIN 6.0 A [3000K 14W] H 11.2IN.IES

## ACCESSORIES

### Installation



### WPA00

Spike for in-ground installation

Job Name/Date:

Fixture Type Designation: