

PROFILE 1.6

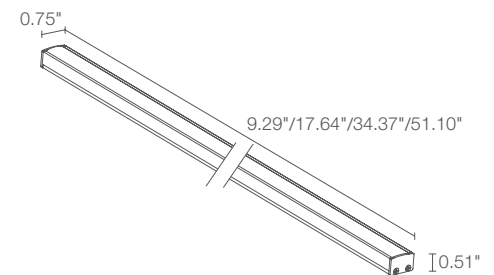
Profile is a family of linear profile fixtures that can be surface mounted using clips or brackets. It is available in white light with diffuse optics.



TECHNICAL DATA

Wattage / Input	5W, 9W, 17W, 22W (24VDC)
Power Supply	Remote, not included. See page 2.
Construction	Body: Anodized Aluminum Alloy EN AW 6060 Lens: Opal Polycarbonate
CCT	2700K, 3000K, 4000K
CRI	>80
Delivered Lumens	255 lm (3000K, 9.29") 510 lm (3000K, 17.64") 1020 lm (3000K, 34.37") 1530 lm (3000K, 51.10")
Efficacy	51 lm/W (3000K, 9.29") 57 lm/W (3000K, 17.64") 60 lm/W (3000K, 34.37") 70 lm/W (3000K, 51.10")
Optics	Diffuse
Finishes	N/A
Fixture Dimensions	9.29"/17.64"/34.37"/51.10" l x 0.75" w x 0.51" h
Fixture Weight	0.34 lbs/ft
LED Source	30, 60, 120, 180 Mid-Power LEDs
Lumen Maintenance	L80, B10>50,000hrs (Ta 25°C)
Color Consistency	3-Step MacAdam
Operating Temp.	32°F to +113°F
IP Rating	IP40
IK Rating	-

Fixture Dimensions



ORDERING INFORMATION

Example: PF16015DA. Accessories / Power Supplies ordered separately.

PF160			DA
Model No.	Wattage / Length	CCT	Optics
PF160	0 - 5W / 9.29" 1 - 9W / 17.64" 2 - 17W / 34.37" 3 - 22W / 51.10"	F - 2700K 5 - 3000K 9 - 4000K	DA - Diffuse

Job Name/Date:

Fixture Type Designation:

SUGGESTED POWER SUPPLIES

24VDC

Part Number	Description	Input/Output	# of Fixtures			
			5W	9W	17W	22W
PPLT00275	Non-Dim	120-277VAC to 24VDC, 12W, Class 2, IP66	1-1	1-1	N/A	N/A
PPLT00632	0-10V Dimming (Dim to Off)	120-277VAC to 24VDC, 12W, Class 2	1-1	1-1	N/A	N/A
PPLT00481	Non-Dim	120-277VAC to 24VDC, 24W, Class 2	1-3	1-2	1-1	N/A
PPLT00586	Non-Dim	120-277VAC to 24VDC, 40W, Class 2	1-6	1-3	1-1	1-1
PPLT00709	ELV/TRIAC & 0-10V Dimming to 5% and OFF	120-277VAC to 24VDC, 96W, Class 2, DAMP	1-15	1-8	1-4	1-3
PPLT00543	0-10V Dimming to 15% (-40°C / -40°F cold weather start)	120-277VAC to 24VDC, 100W, Class 2	2-16	2-8	1-4	1-3

Suggested Lutron Compatible

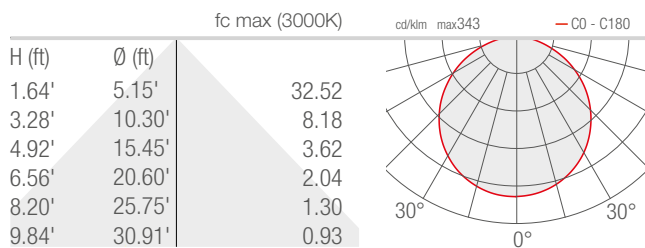
Part Number	Option	Lutron SKU	Dim Range	Description	Input/Output	# of Fixtures			
						5W	9W	17W	22W
PPLT00273	L3DAE / L3DA3W	L3DA	100%-1%	Hi-Lume™ 1% EcoSystem™ or 1% 3-Wire LED Driver	120-277VAC to 24VDC, 40W, Class 2	1-6	1-3	1-1	1-1
PPLT00530	L3DAE / L3D0	L3DA/L3D0	100%-1%	Hi-Lume™ 0.1% EcoSystem™ or 3-Wire LED Driver	120-277VAC to 24VDC, 96W, Class 2	1-15	1-8	1-4	1-3

For other power supply options consult factory.

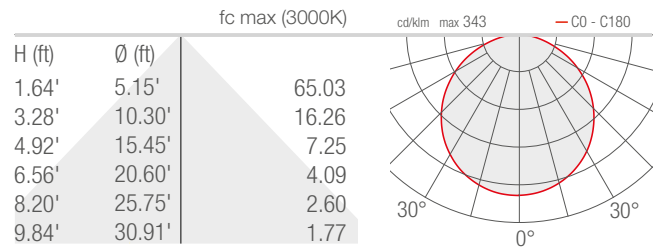
PHOTOMETRIC DATA

Note all Photometry is 3000K

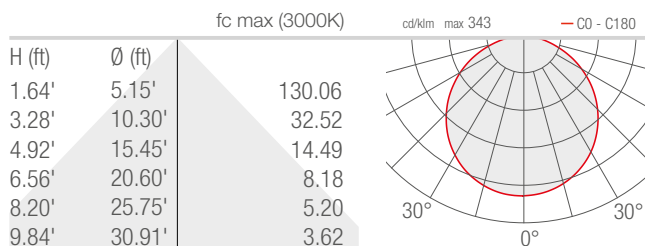
D - Diffuse 9.29"



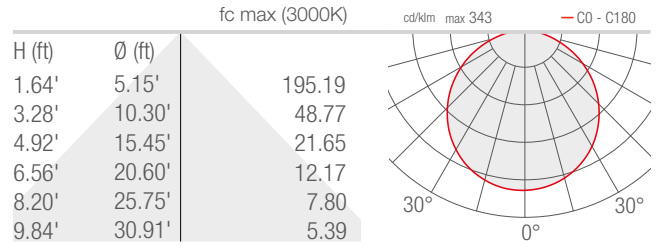
D - Diffuse 17.64"



D - Diffuse 34.37"



D - Diffuse 51.10"



Job Name/Date:

Fixture Type Designation: