


PROMENADE SQUARE 01

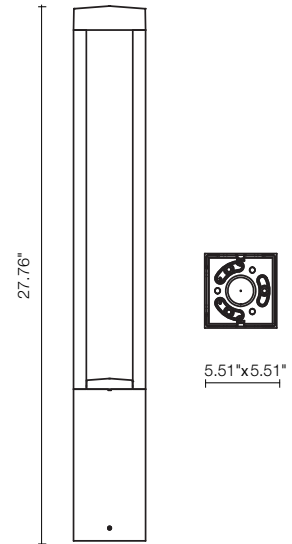
The Promenade series are outdoor bollards available in a round or square shape with 360° downward light emission. There are 2 different height options for each, and 3 standard finishes available. Anchorage flange plate with threaded bolts included.



TECHNICAL DATA

Wattage / Input	26W (120-277VAC)
Power Supply	Integral
Construction	Body: High Corrosion Resistance, Die-cast Copper-free Aluminum Lens: Tempered Glass Screws: Stainless Steel Gasket: Silicone Rubber
CCT	3000K, 4000K
BUG Rating	B1-U3-G1
Delivered Lumens	2900 lm (3000K)
Efficacy	111.54 lm/W (3000K)
Optics	360°
Finishes	Textured Gray, Anthracite Gray, Matte Black
Fixture Dimensions	5.51" l x 5.51" w x 27.76" h
Fixture Weight	14.99 lbs
LED Source	1 COB CREE "CXB 1520" LED
IP Rating	IP66
Impact Rating	IK10

Fixture Dimensions



BASE PLATE REQUIRED - See Page 2

ORDERING INFORMATION

Example: 601503P-30K-360-AG.

601503P	-		-	360	-	
Model No.	CCT	Optics	Finish			
601503P	30K - 3000K 40K - 4000K	360 - 360°	TG - Textured Gray AG - Anthracite Gray MB - Matte Black			

Job Name/Date:

Fixture Type Designation:

ACCESSORIES

Installation

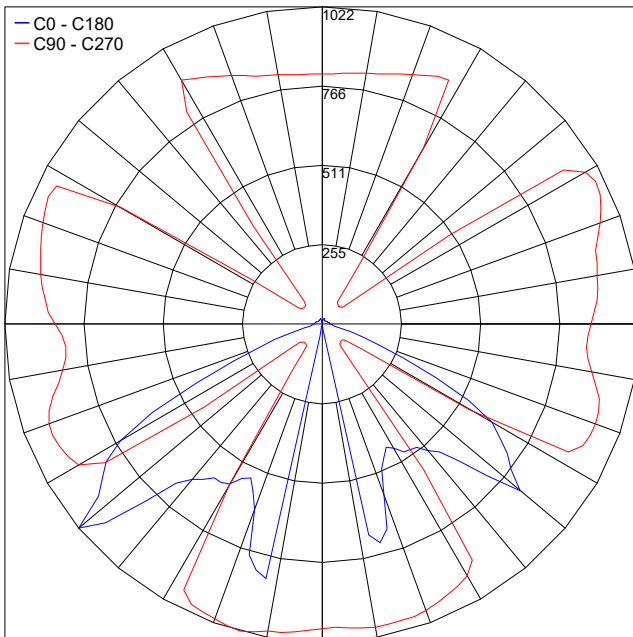


AC053
Base Plate
(REQUIRED)

PHOTOMETRIC DATA

Note: all Photometry is 3000K

Maximum Candela = 1021.8



PHOTOMETRIC FILENAME : PROMENADE SQUARE 01 601503P.IES

Job Name/Date:

Fixture Type Designation: