

# QTR DOWNLIGHT

The QTR Downlight is a vandal resistant, IP65 wet label fixture, suitable for steam rooms, that is IC and Chicago Plenum rated with tunable white light as well as RGBW. It is available with a 25° x 25° optic.

## TECHNICAL DATA

<b>Wattage / Input</b>	25W (24VDC)
<b>Power Supply</b>	Remote, not included. See page 3.
<b>Color Changing / Tunable</b>	Controlled by DMX Controller (by others) or Araya app
<b>Construction</b>	Body: 20 Ga. Cold Rolled Steel (Powder Black Finish) Neck: Die Cast Aluminum Lens: Clear or Opal 3/16" Polycarbonate
<b>CCT</b>	1650K - 8000K and RGBW
<b>CRI</b>	>90
<b>Delivered Lumens</b>	937 lm
<b>Efficacy</b>	31 lm/W
<b>Optics</b>	25° x 25°
<b>Finishes</b>	5 Standard, plus 4 Marine Grade. See Below.
<b>Fixture Dimensions</b>	5.6" x 5.6" - 12.6 l x 8.06 h (see drawing on page 2)
<b>Aperature</b>	3.6" x 3.6"
<b>LED Source</b>	Araya LED Module
<b>Lumen Maintenance</b>	L70>50,000hrs (Ta 25°C)
<b>Color Consistency</b>	2 Step MacAdam
<b>IP Rating</b>	IP65



**MADE IN THE U.S.A.**

Fixture Dimensions  
(see drawing on page 2)

## ORDERING INFORMATION

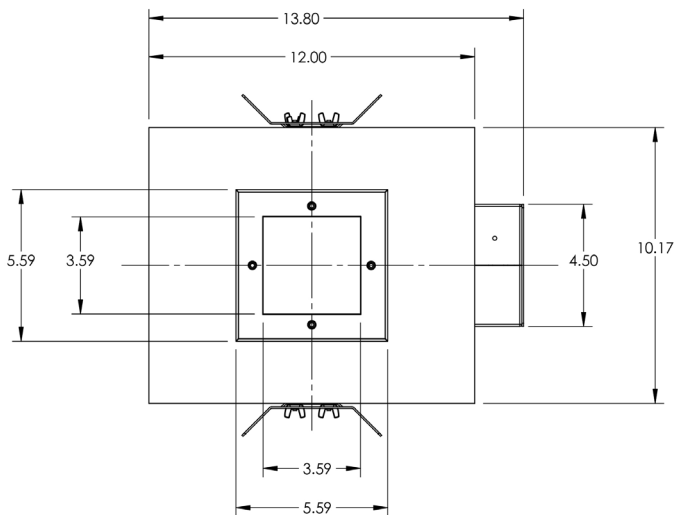
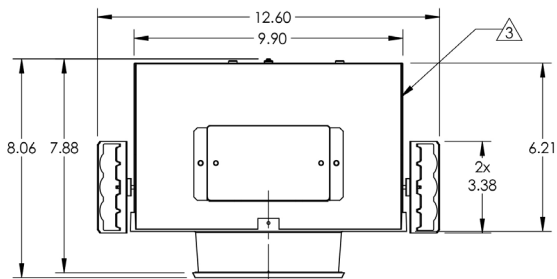
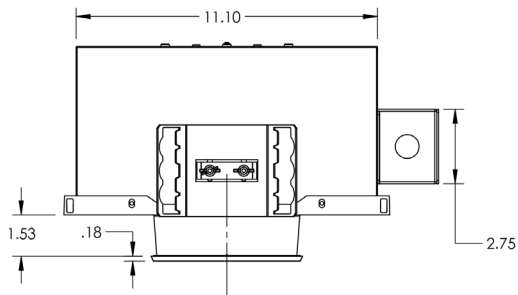
Example: QTR-L25-RW-25-4-M02-C-RMT-4.

QTR-L25	-	RW	-		-		-		-	RMT	-	
Model #	CCT	Optics	Body	Finish	Lens	Dimming	Options					
QTR-L25	RW - RGBW + Tunable White (1650K-8000K)	25 - 25°x25°	4 - Fully Recessed IC Rated C - Fully Recessed Chicago Plenum	11 - White Suede 02 - Black Suede 18 - Tex. Bronze TS - Silver <i>Add prefix "M" to above colors for Marine Grade Clear Overcoat</i>  PN - Polished Nickel <i>Marine Grade Clear Overcoat NOT available on Polished Nickel</i>	C - Clear X - Opal	RMT - Remote Required  (See page 3 for power supply options)	0 - None 4 - One Circuit Fusing 8 - Special Screws (Please specify) Q - Honeycomb Louver					

Job Name/Date:

Fixture Type Designation:

## FIXTURE DIMENSIONS



Job Name/Date:

Fixture Type Designation:

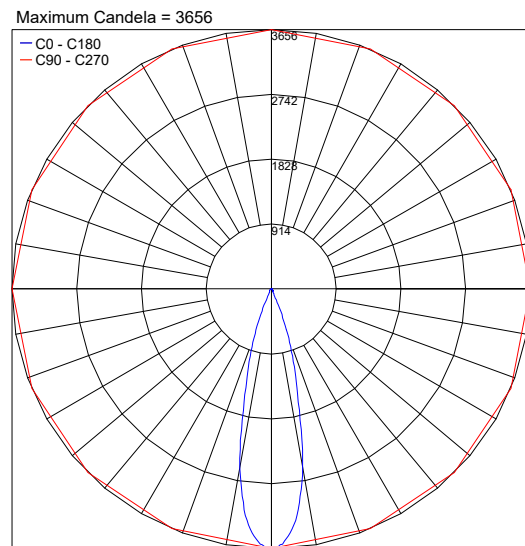
## SUGGESTED POWER SUPPLIES

24VDC

Part Number	Description	Input/Output	# of Fixtures
<a href="#">PPLT00157</a>	Non-Dim	120VAC to 24VDC, 60W, Class 2	1-1
<a href="#">PPLT00158</a>	Non-Dim	120VAC to 24VDC, 100W, Class 2	1-3

For other power supply options consult factory.

## PHOTOMETRIC DATA



Job Name/Date:

Fixture Type Designation: