

QTR DOWNLIGHT

The QTR Downlight is a vandal resistant, IP65 wet label fixture, suitable for steam rooms, that is IC and Chicago Plenum rated with tunable white light as well as RGBW. It is available with a 25° x 25° optic.

TECHNICAL DATA

Wattage / Input	25W (24VDC)
Power Supply	Remote, not included. See page 3.
Color Changing / Tunable	Controlled by DMX Controller (by others) or Araya app
Construction	Body: 20 Ga. Cold Rolled Steel (Powder Black Finish) Neck: Die Cast Aluminum Lens: Clear or Opal 3/16" Polycarbonate
CCT	1650K - 8000K and RGBW
CRI	>90
Delivered Lumens	937 lm
Efficacy	31 lm/W
Optics	25° x 25°
Finishes	5 Standard, plus 4 Marine Grade. See Below.
Fixture Dimensions	5.6" x 5.6" - 12.6 l x 8.06 h (see drawing on page 2)
Aperature	3.6" x 3.6"
LED Source	Araya LED Module
Lumen Maintenance	L70>50,000hrs (Ta 25°C)
Color Consistency	2 Step MacAdam
IP Rating	IP65



MADE IN THE U.S.A.

Fixture Dimensions
(see drawing on page 2)

ORDERING INFORMATION

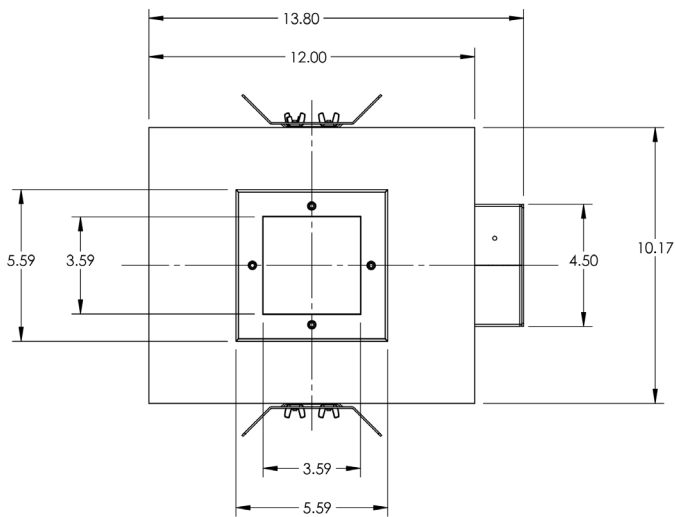
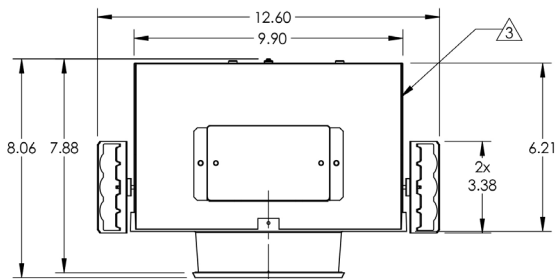
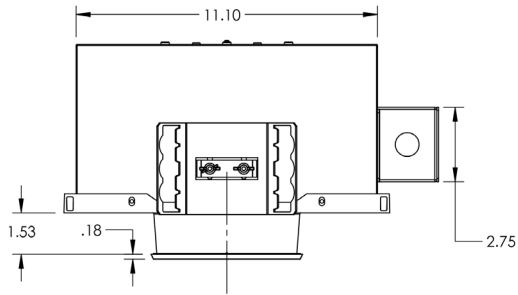
Example: QTR-L25-RW-25-4-M02-C-RMT-4.

QTR-L25	-	RW	-		-		-		-	RMT	-	
Model #	CCT	Optics	Body	Finish	Lens	Dimming	Options					
QTR-L25	RW - RGBW + Tunable White (1650K-8000K)	25 - 25°x25°	4 - Fully Recessed IC Rated C - Fully Recessed Chicago Plenum	11 - White Suede 02 - Black Suede 18 - Tex. Bronze TS - Silver <i>Add prefix "M" to above colors for Marine Grade Clear Overcoat</i> PN - Polished Nickel <i>Marine Grade Clear Overcoat NOT available on Polished Nickel</i>	C - Clear X - Opal	RMT - Remote Required (See page 3 for power supply options)	0 - None 4 - One Circuit Fusing 8 - Special Screws (Please specify) Q - Honeycomb Louver					

Job Name/Date:

Fixture Type Designation:

FIXTURE DIMENSIONS



Job Name/Date:

Fixture Type Designation:

SUGGESTED POWER SUPPLIES

24VDC

Part Number	Description	Input/Output	# of Fixtures
PPLT00586	Non-Dim	120-277VAC to 24VDC, 40W, Class 2	1-1
PPLT00158	Non-Dim	120VAC to 24VDC, 100W, Class 2	1-3

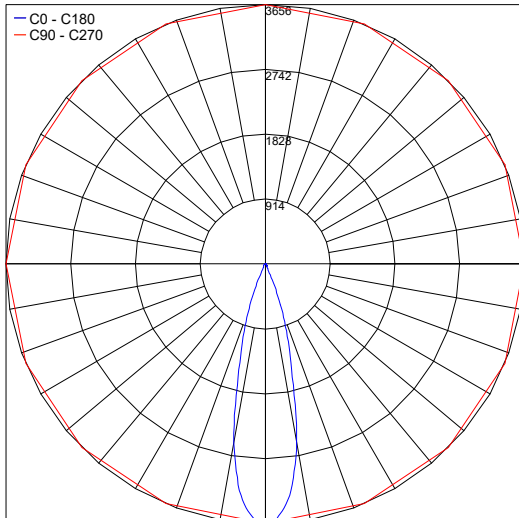
Suggested Lutron Compatible

Part Number	Option	Lutron SKU	Dim Range	Description	Input/Output	# of Fixtures
PPLT00530	L3D0	L3D0	100%-0.1%	Hi-Lume™ Premier 0.1% or Ecosystem 3-Wire LED Driver	120-277VAC to 24VDC , 96W, Class 2	1-3

For other power supply options consult factory.

PHOTOMETRIC DATA

Maximum Candela = 3656



Job Name/Date:

Fixture Type Designation: