


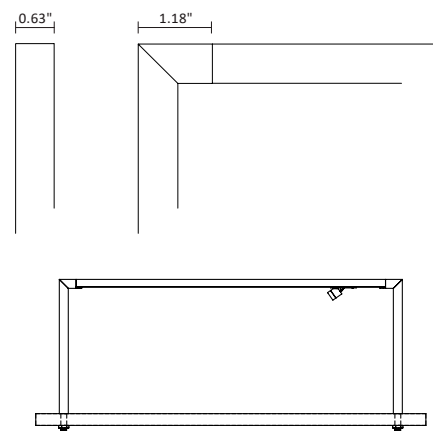
R-SL-16-TG is an LED light bar (24VDC) with a profile of Ø0.63", for installation on a table with spotlight (12VDC). It is rotatable 360°, and available in 3 static color temperatures or tunable white and 3 standard finishes. **C1-mini-R-SL Spotlight sold separately.**

TECHNICAL DATA

Wattage / Input	15W per meter (3.28') (24VDC)
Power Supply	Remote - See page 3
Construction	Body: Anodized Aluminum
CCT	2700K, 3000K, 4000K Tunable White (2700K-6500K)
CRI	>96
Delivered Lumens	900 lm (3000K, 50°)
Efficacy	60 lm/W (3000K, 50°)
Optics	Linear 22°, 35°, 50°, 55° beam angle 240 LEDs/m (smallest separable unit 0.98")
Finishes	3 Standard, See Below
Fixture Dimensions	Ø0.63" x length max. profile length 78.74", from 78.74" with connector, individual cut from 3.94" to 78.74" Center support recommended from 47.24" Standard extension max. 17.32" (max. visible length 15.75") - can be shortened on request Additional height adjustable via flange Panel thickness 0.08" - 0.91" Borehole Ø 0.65"
Lumen Maintenance	L80, B10 >50,000hrs
IP Rating	IP20



Fixture Dimensions



ORDERING INFORMATION

Example: R-SL-16-TG-15-40-50-SI-230. Accessories / Power Supplies / Spotlights ordered separately.

	- 15		-		-	
Model No.	Wattage	CCT	Optics	Finish	Length	
R-SL-16-TG <i>with LED strip</i>	15 - 15W / m	27 - 2700K 30 - 3000K 40 - 4000K TW - Tunable White (2700K-6500K)	22 - 22° 35 - 35° 50 - 50° 55 - 55°	SW - Anodized Black SI - Silver GO - Gold RAL - Custom RAL (consult factory for "C")	xx - increments of 10 cm starting at 20 cm (7.87") maximum 350 cm (137.80")	
R-SL-16-TGX <i>without LED strip</i>						

Job Name/Date:

Fixture Type Designation:

ACCESSORIES



Anti-glare Profile



Light Diffusion Foil


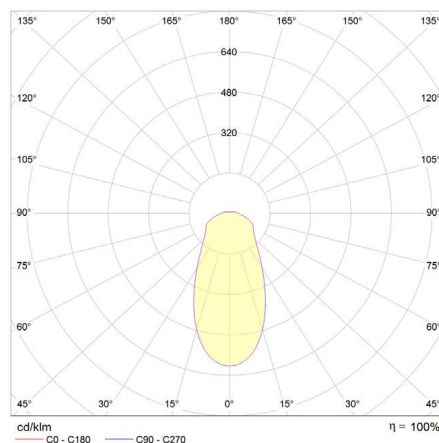
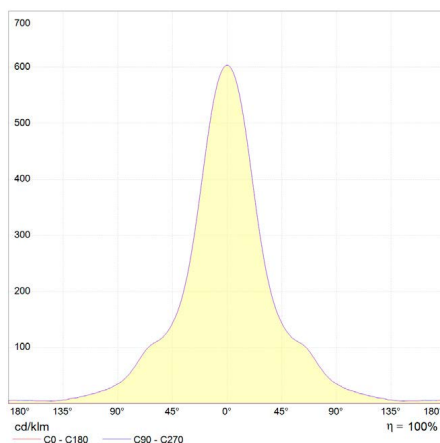


C1-mini-R-SL Spotlight
(sold separately)

A500100	Splitter, 1 connection, for track and bar
A500101	Splitter, 2 connections, for track and bar
A500102	Splitter, 3-4 connections, for track and bar
A500103	Splitter, 5-7 connections, for track and bar
A500104	Splitter, 8-10 connections, for track and bar
A500105	Splitter, 11-13 connections, for track and bar
A500106	Splitter, 14-16 connections, for track and bar
A500107	Splitter, 17-19 connections, for track and bar

PHOTOMETRIC DATA

for light color ~3,000 K | linear optics ~50° | color rendering index typ. 97, R9 > 90, R12 > 90 | color variation ≤ 3 SDCM



Job Name/Date:

Fixture Type Designation:

SUGGESTED POWER SUPPLIES for Light Bar

24VDC - for the R-SL-16-TG LED light bar - C1-mini-R-SL spotlight needs separate power supply

Part Number	Description	Input/Output	# of Fixtures
PPLT00586	Non-Dim	120VAC to 24VDC, 40W, Class 2	1-2
PPLT00586	Non-Dim	120-277VAC to 24VDC, 40W, Class 2	1-2
PPLT00709	ELV / TRIAC & 0-10V Dimming	120-277VAC to 24VDC, 96W, Class 2, DAMP	1-5
PPLT00543	0-10V Dimming (to 15%) (-40°C / -40°F cold weather start)	120-277VAC to 24VDC, 100W, Class 2	1-5

Suggested Lutron Compatible

Part Number	Option	Lutron SKU	Dim Range	Description	Input/Output	# of Fixtures
PPLT00273	L3DAE / L3DA3W	L3DA	100%-1%	Hi-Lume™ 1% EcoSystem™ or 1% 3-Wire LED Driver	120-277VAC to 24VDC, 40W, Class 2	1-2
PPLT00530	L3D0	L3D0	100%-0.1%	Hi-Lume™ Premier 0.1% or Ecosystem 3-Wire LED Driver	120-277VAC to 24VDC, 96W, Class 2	1-5

For other power supply options consult factory.

**See Spotlight Datasheet for
Suggested Power Supplies for Fixture**

*Job Name/Date:**Fixture Type Designation:*