

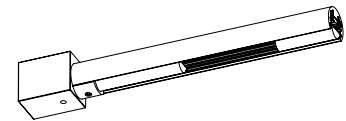
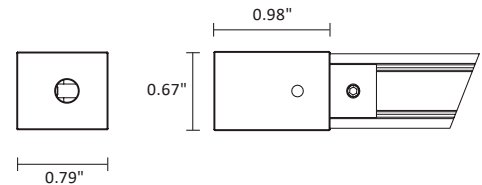
R1-SL-16 is an LED light bar (24VDC) with a profile of Ø0.67", and mounting for screw or magnetic spotlights (12VDC - C1-mini-R-SL). It is rotatable 360°, and available in 3 static color temperatures or tunable white and 3 standard finishes. **C1-mini-R-SL Spotlight sold separately.**



## TECHNICAL DATA

<b>Wattage / Input</b>	15W per meter (3.28') (24VDC)
<b>Power Supply</b>	Remote 24VDC - See page 3
<b>Construction</b>	Body: Anodized Aluminum
<b>CCT</b>	2700K, 3000K, 4000K Tunable White (2700K-6500K)
<b>CRI</b>	>96
<b>Delivered Lumens</b>	900 lm (3000K, 50°)
<b>Efficacy</b>	60 lm/W (3000K, 50°)
<b>Optics</b>	Linear 22°, 35°, 50°, 55° beam angle 240 LEDs/m (smallest separable unit 0.98")
<b>Finishes</b>	3 Standard, See Below
<b>Fixture Dimensions</b>	0.79" x 0.98" x 0.67" max. profile length 78.74", from 78.74" with connector, individual cut from 3.94" to 78.74"
<b>Lumen Maintenance</b>	L80,B10 >50,000hrs
<b>IP Rating</b>	IP20

Fixture Dimensions  
See full drawing on page 2



## ORDERING INFORMATION


Example: R-SL-16-M-15-40-50-B-220. Accessories / Power Supplies / Spotlights ordered separately.

	- 15	-	-	-	-
Model No.	Wattage	CCT	Optics	Finish	Length
<b>R-SL-16-M</b> <i>with LED stripe</i>	15 - 15W / m	27 - 2700K 30 - 3000K 40 - 4000K TW - Tunable White (2700K-6500K)	22 - 22° 35 - 35° 50 - 50° 55 - 55°	B - Anodized Black S - Silver G - Gold C - Custom RAL <i>(consult factory for "C")</i>	xx - increments of 10 cm starting at 20 cm (7.87") maximum 350 cm (137.80")
<b>R-SL-16-MX</b> <i>without LED stripe</i>					

Job Name/Date:

Fixture Type Designation:

## FIXTURE DIMENSIONS



## ACCESSORIES



**Anti-glare Profile**  
0.54" x 0.54"



**Light Diffusion Foil**



**C1-mini-R-SL Spotlight**  
*(sold separately)*

- A500100** Splitter, 1 connection, for track and bar
- A500101** Splitter, 2 connections, for track and bar
- A500102** Splitter, 3-4 connections, for track and bar
- A500103** Splitter, 5-7 connections, for track and bar
- A500104** Splitter, 8-10 connections, for track and bar
- A500105** Splitter, 11-13 connections, for track and bar
- A500106** Splitter, 14-16 connections, for track and bar
- A500107** Splitter, 17-19 connections, for track and bar

Job Name/Date:

Fixture Type Designation:

## SUGGESTED POWER SUPPLIES for Light Bar

24VDC - for the R-SL-16 LED light bar - C1-mini-R-SL spotlight needs separate power supply

Part Number	Description	Input/Output	# of Fixtures
<a href="#">PPLT00586</a>	Non-Dim	120VAC to 24VDC, 40W, Class 2	1-2
<a href="#">PPLT00586</a>	Non-Dim	120-277VAC to 24VDC, 40W, Class 2	1-2
<a href="#">PPLT00709</a>	ELV / TRIAC & 0-10V Dimming	120-277VAC to 24VDC, 96W, Class 2, DAMP	1-5
<a href="#">PPLT00543</a>	0-10V Dimming (to 15%) (-40°C / -40°F cold weather start)	120-277VAC to 24VDC, 100W, Class 2	1-5

### Suggested Lutron Compatible


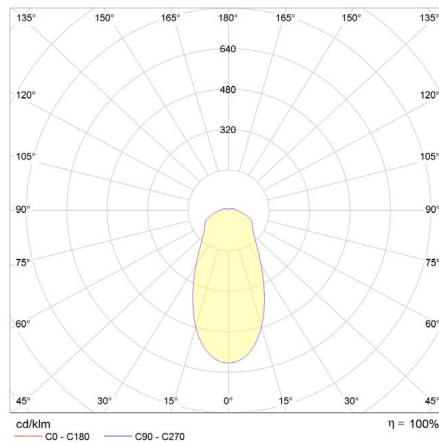
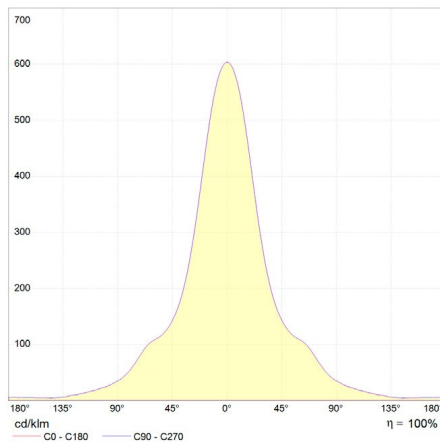
Part Number	Option	Lutron SKU	Dim Range	Description	Input/Output	# of Fixtures
<a href="#">PPLT00273</a>	L3DAE / L3DA3W	L3DA	100%-1%	Hi-Lume™ 1% EcoSystem™ or 1% 3-Wire LED Driver	120-277VAC to 24VDC, 40W, Class 2	1-2
<a href="#">PPLT00530</a>	L3D0	L3D0	100%-0.1%	Hi-Lume™ Premier 0.1% or Ecosystem 3-Wire LED Driver	120-277VAC to 24VDC, 96W, Class 2	1-5

For other power supply options consult factory.

See C1-Mini-R-SL Datasheet for Suggested Power Supplies for Fixture

## PHOTOMETRIC DATA

for light color ~3,000K | linear optics ~50° | color rendering index typ. 97, R9 > 90, R12 > 90 | color variation ≤ 3 SDCM



Job Name/Date:

Fixture Type Designation: