

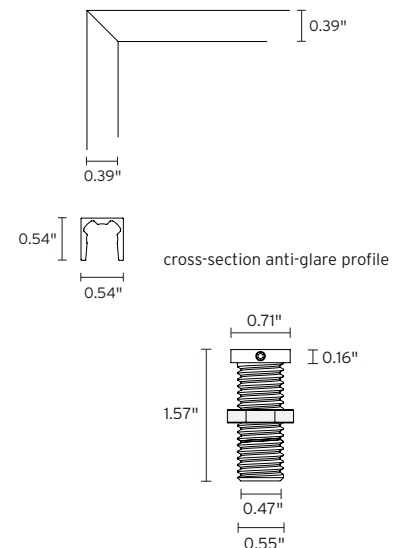
R1-TG is an LED light bar with a profile of Ø0.39", suitable for installation on a table. It is rotatable 360°, and available in 3 static color temperatures or tunable white and 3 standard finishes.



## TECHNICAL DATA

<b>Wattage / Input</b>	15W per meter (3.28') (24VDC)
<b>Power Supply</b>	Remote - Consult Factory
<b>Construction</b>	Body: Anodized Aluminum
<b>CCT</b>	2700K, 3000K, 4000K Tunable White (2700K-6500K)
<b>CRI</b>	>97
<b>Delivered Lumens</b>	900 lm (3000K, 50°)
<b>Efficacy</b>	60 lm/W (3000K, 50°)
<b>Optics</b>	Linear Satined with 50° or 70° Beam Angle 240 LEDs/m (smallest separable unit 0.98")
<b>Finishes</b>	3 Standard, See Below
<b>Fixture Dimensions</b>	Ø0.39" x length - individual cut from 3.94" to 86.61" Center support recommended from 47.24" length Standard extension max. 17.32" (max. visible length 15.75") - can be shortened on request - additional height adjustable via flange Panel thickness 0.08" - 0.91" Borehole Ø 0.57"
<b>Lumen Maintenance</b>	L80, B10 >50,000hrs
<b>IP Rating</b>	IP20

## Fixture Dimensions



## ORDERING INFORMATION

Example: R1-TG-15-40-50-SW-120-200. Accessories / Power Supplies ordered separately - consult factory.

	- 15		-		-		
Model No.	Wattage	CCT	Optics	Finish	Length	Height	
R1-TG	15 - 15W / m	27 - 2700K 30 - 3000K 40 - 4000K TW - Tunable White (2700K-6500K)	50 - 50° 70 - 70°	SW - Anodized Black SI - Silver GO - Gold RAL - Custom RAL (consult factory for "C")	xx - increments of 10 cm starting at 20 cm (7.87") maximum 220 cm (86.61")	xx - maximum 500 mm	

Job Name/Date:

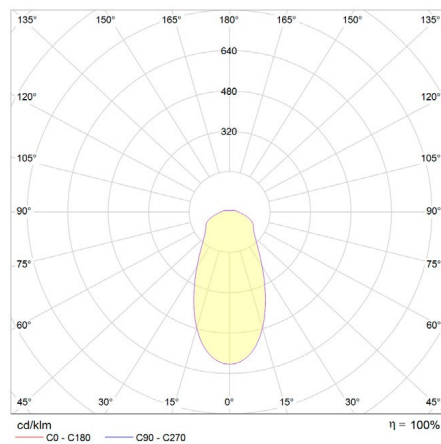
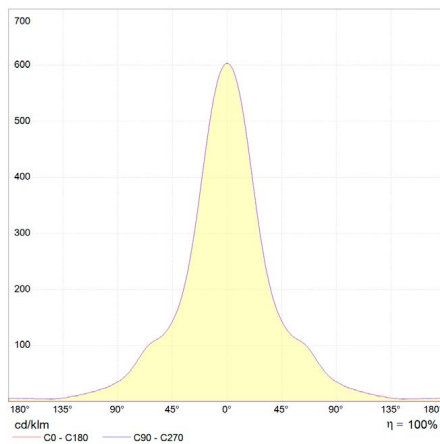
Fixture Type Designation:

## ACCESSORIES

<b>A500100</b>	Splitter, 1 connection, for track and bar
<b>A500101</b>	Splitter, 2 connections, for track and bar
<b>A500102</b>	Splitter, 3-4 connections, for track and bar
<b>A500103</b>	Splitter, 5-7 connections, for track and bar
<b>A500104</b>	Splitter, 8-10 connections, for track and bar
<b>A500105</b>	Splitter, 11-13 connections, for track and bar
<b>A500106</b>	Splitter, 14-16 connections, for track and bar
<b>A500107</b>	Splitter, 17-19 connections, for track and bar

## PHOTOMETRIC DATA

for light color ~3,000 K | linear optics ~50° | color rendering index typ. 97, R9 > 90, R12 > 90 | color variation ≤ 3 SDCM



Job Name/Date:

Fixture Type Designation:

**SUGGESTED POWER SUPPLIES**

Consult factory

**DRIVERS IN NEMA ENCLOSURE**

Remote 24VDC - ELV / TRIAC / 0-10V



PPLT00715

Part Number	Description	Input/Output	# of Fixtures 15W
<a href="#">PPLT00715</a>	ELV / TRIAC / 0-10V Dimming to 0.1%	120-277VAC to 24VDC, 96W, Class 2, WET/DAMP	1-5

*For other power supply options consult factory.**Job Name/Date:**Fixture Type Designation:*