

RDR is a retro fit kit for the RDL and RHL fluorescent fixtures featuring a Xicato 3000 LED module that delivers 2083 lumens. It features an integral 0-10V dimmable driver and is available in 4 color temperatures.



Fixture Dimensions
Drawing on page 2.

TECHNICAL DATA

Wattage / Input	29W (120-277VAC)
Power Supply	Integral - 0-10V Dimming
Construction	Trim Ring: Low Copper Alloy Die Cast Lens: 3/16 Thick Polycarbonate Cone: Gloss White
CCT	2700K, 3000K, 3500K, 4000K
CRI	-
Delivered Lumens	2083 lm (3000K)
Efficacy	71.83 lm/W
Finishes	White, Custom RAL on request
IP Rating	IP65

ORDERING INFORMATION

Example: RDR-2227-1-W-C-18 Power Supplies ordered separately.

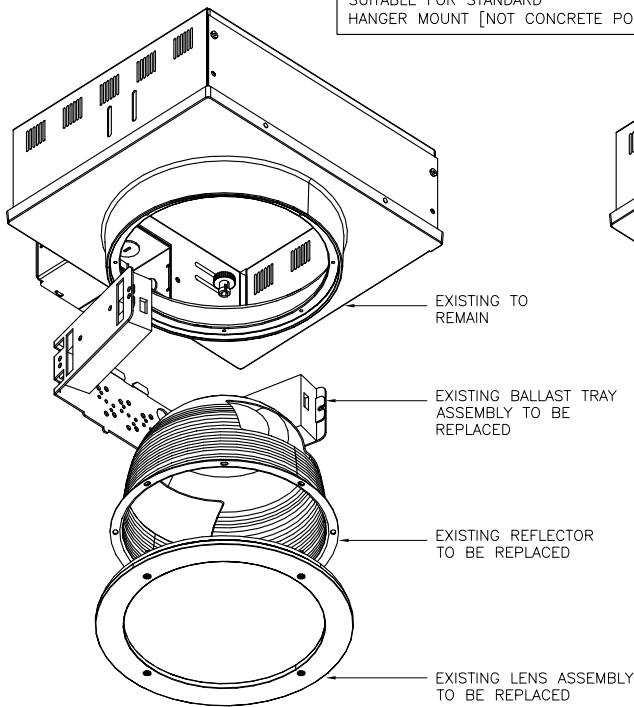
RDR	-		-	1	-	W	-	C	-	
Model No.	LED Module	Lens	Cone	Driver	Trim Finish					
RDR - Retro Fit Kit	2227 - 2220 lm / 2700K 2230 - 2220 lm / 3000K 2235 - 2220 lm / 3500K 2240 - 2220 lm / 4000K	1 - Standard	W - Gloss White	C - 120-277VAC 0-10V Dimming	02 - Black Suede 03 - Gray 11 - White Suede 18 - Textured Bronze TS - Silver 99 - Custom <i>(consult factory)</i>					

Job Name/Date:

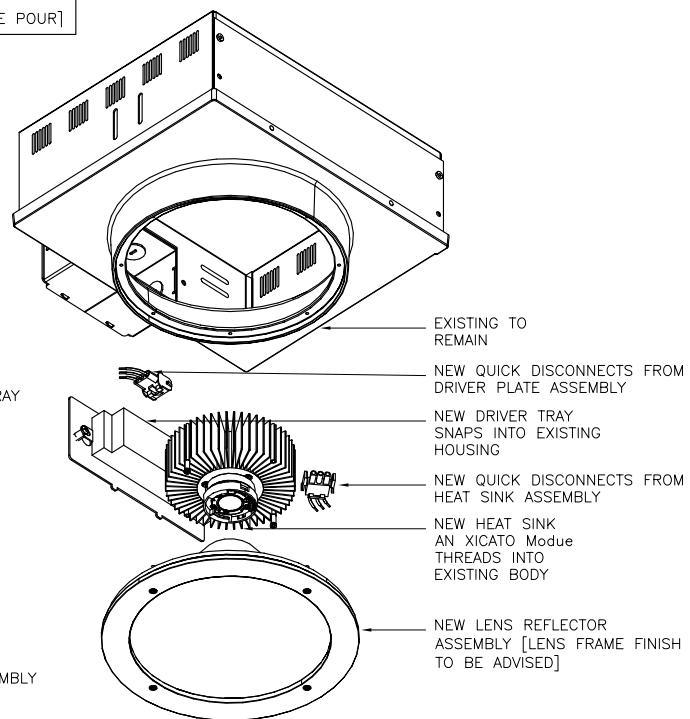
Fixture Type Designation:

FIXTURE DIMENSIONS

NOTE: RETRO FIT KIT PACKAGE
SUITABLE FOR STANDARD
HANGER MOUNT [NOT CONCRETE POUR]

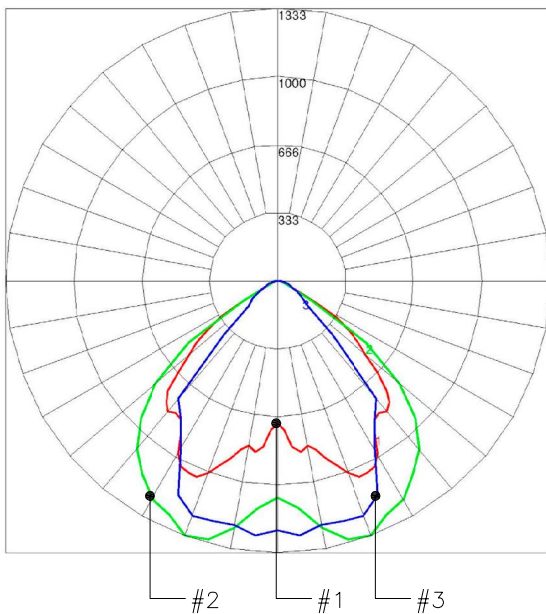


EXPLODED VIEW OF
EXISTING RDL OR RHL



EXPLODED VIEW OF
RETRO FIT INSTALLATION

PHOTOMETRIC DATA



Comparison

- #1 - RHL (1x42W) CFL Candela Plot
- #2 - RDL (2x36W) CFL Candela Plot
- #3 - RDR (29W) LED 3000 Module 700mA
(2083 Delivered Lumens)

Job Name/Date:

Fixture Type Designation: