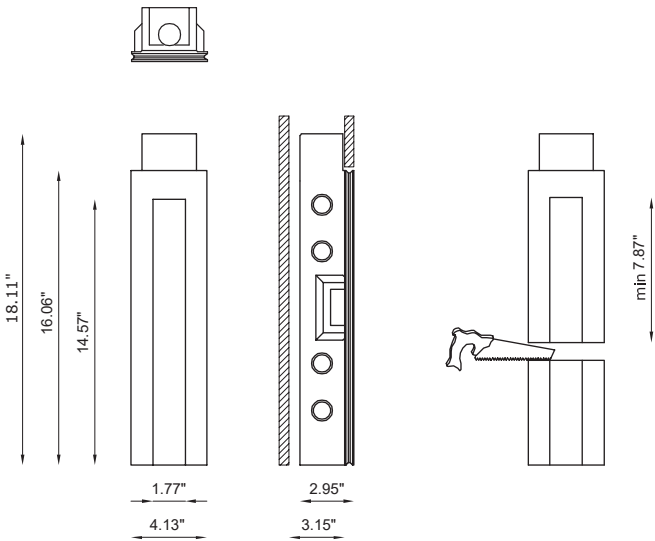


RAZOR IP65



Razor IP65



OTHER AVAILABLE CODES

BU6987.27.CW	<i>lens</i>	14°
	<i>light color</i>	2700K

TECHNICAL FEATURES | ELECTRIFIED BODY

Code	BU6987.CW
Type	Downlight 90° Wall recessed 90°
Material	CW: Coral WaterOut® waterproof
Weight	6.17 lbs
Mounting	Wall and ceiling recessed
IP rating	IP65
Control gear	Constant current electronic driver (not included)
Cut out for plasterboard	16.34 × 4.53 in
Lamp type	LED
Lamp wattage	1 × 1W - 350mA 1 × 2W - 500mA
Luminous efficacy	1 × 75 lm - 3000K 350mA 1 × 170 lm - 3000K 500mA Narrow beam 14°
Light distribution	-
Fitting	-
Light color	White 3000K
Light hole	14.57 × 1.77 in
Voltage connection	By driver (optional)
CRI	>90
Note	It is possible to cut the electrified body to obtain a light hole 7.87 in minimum. On request available dimmable PUSH or DALI, remote installation. Other available light colors: 2700K, 4000K (on request).

OPTIONAL

Brick box	cod. BR6987LT
-----------	---------------

MODULAR AND CUT-TO-SIZE SYSTEM.



RAZOR

designplan®

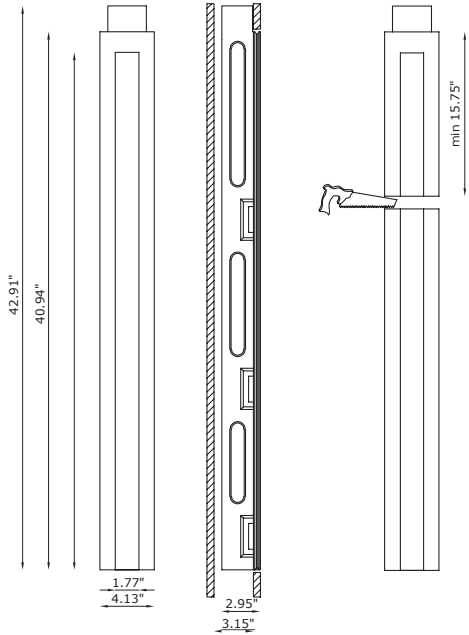
79 Trenton Avenue
Frenchtown, NJ 08825

www.designplan.com

Tel: (908) 996-7710
Fax: (908) 996-7042





Blade IP65



OTHER AVAILABLE CODES

BU6988.27.CW	<i>lens</i>	14°
	<i>light color</i>	2700K

TECHNICAL FEATURES | ELECTRIFIED BODY

Code	BU6988.CW
Type	Downlight 90° I Wall recessed 90°
	
Material	CW: Coral WaterOut® I waterproof
Weight	13.67 lbs
Mounting	Wall and ceiling recessed
IP rating	IP65
Control gear	Constant current electronic driver (not included)
Cut out for plasterboard	41.34 × 4.53 in
Lamp type	LED
	 Vf: 3 VDC
Lamp wattage	1 × 1W - 350 mA I 1 × 2W - 500 mA
Luminous efficacy	1 × 75 lm - 3000K 350 mA 1 × 170 lm - 3000K 500 mA
Light distribution	Narrow beam 14°
Fitting	-
Light color	White 3000K
Light hole	39.37 × 1.77 in
Voltage connection	By driver (optional)
CRI	>90
Note	It is possible to cut the electrified body to obtain a light hole 15.75 in minimum.
	On request available dimmable PUSH or DALI, remote installation.
	Other available light colors: 2700K, 4000K (on request).

OPTIONAL

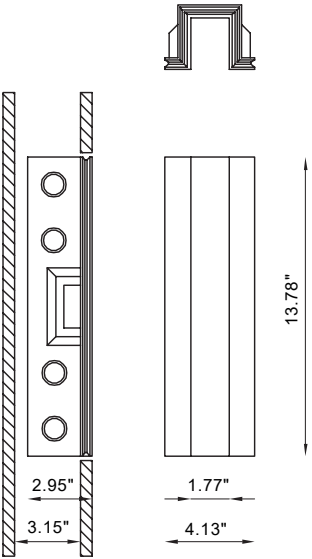
Brick box	cod. BR6988LT
-----------	---------------



BLADE
see page 267

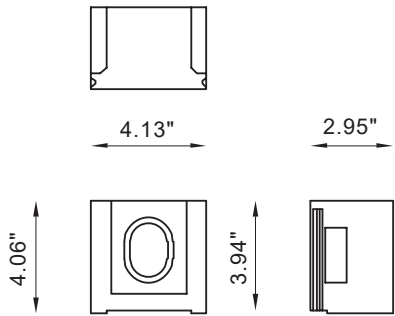
TECHNICAL FEATURES | MODULAR BODY

Code	BU6964.CW
Material	CW: Coral WaterOut® I waterproof
Weight	4.41 lbs
IP rating	-
Cut out for plasterboard	(13.78 in for each module installed) × 4.53 in
Light hole	(13.78 in for each module installed) × 1.77 in
Note	-

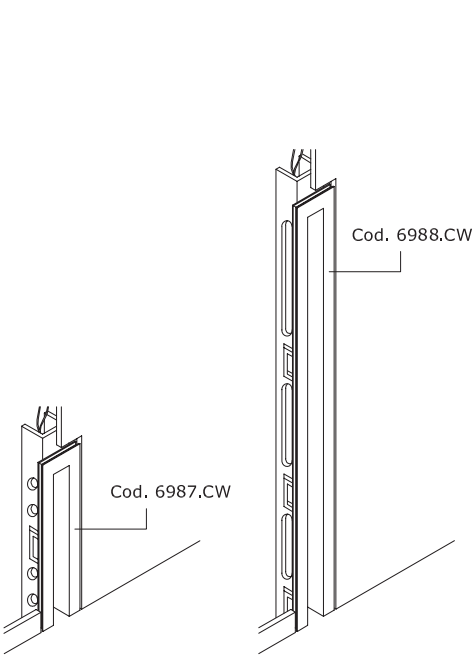


TECHNICAL FEATURES | CLOSURE HEADPARTS

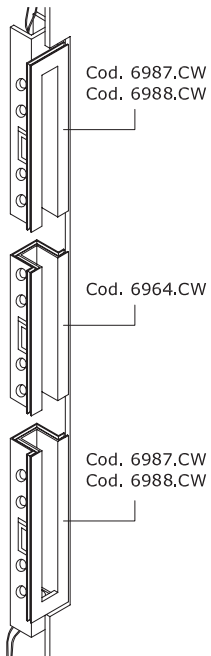
Code	BU6963.CW
Material	CW: Coral WaterOut® I waterproof
Weight	1.54 lbs
IP rating	-
Cut out for plasterboard	4.53 × 4.53 in
Light hole	-
Note	Supplied singularly it can be used in alternative to a further electrified body (code 6965.CW / 6966.CW / 6987.CW / 6988.CW) to close a continuous line of the BLADE IP44/IP65 product.



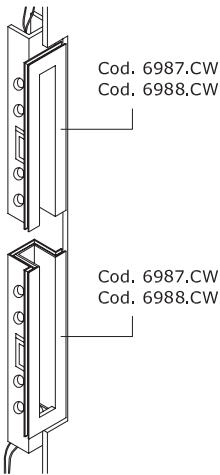
EXAMPLES OF INSTALLATION



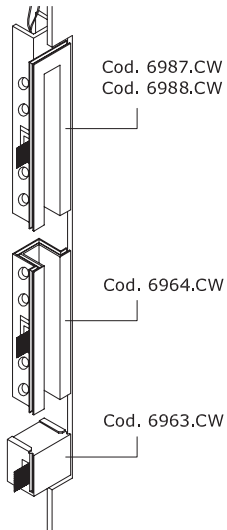
Singular module
No. 1 electrified body



No. 2 electrified bodies in opposite position
No. 1 modular body in Coral WaterOut®



No. 2 electrified bodies
in opposite position



No. 1 electrified body
No. 1 modular body in Coral WaterOut®
No. 1 closure headpart



Private Villa, Mexico | Ogarrio Zapata Arquitectos | Interior Ocho