

RING MAXI

The Ring Maxi is an outdoor LED floodlight suitable for installation on a façade/wall, with 355° swivel base and horizontal adjustment of +90° / -40°. It has 3 standard finishes and 3 optics options.

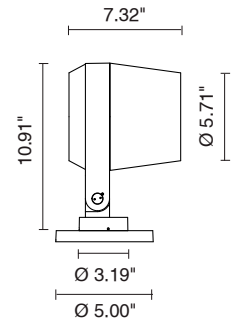


Base Plate Included with Fixture

TECHNICAL DATA

Wattage / Input	42W (120VAC)
Power Supply	Integral
Dimming	0-10V Dimming Available (Consult Factory)
Construction	Body: Die-Cast Copper-Free Aluminum Screws: Stainless Steel Lens: Tempered, Safety Glass
CCT	3000K, 4000K
CRI	>80
Delivered Lumens	4752 lm (3000K, 35°)
Efficacy	113.14 lm/W (3000K, 35°)
Optics	3 Standard (see below)
Finishes	3 Standard, Custom RAL (see below)
Fixture Dimensions	Ø5.71" x 7.32" w x 10.91" h
Fixture Weight	8.82 lbs
LED Source	1 COB CREE "CXB 2540" LED
IP Rating	IP66
Impact Rating	IK10

Fixture Dimensions



ORDERING INFORMATION

Example: 101403P-30K-14-TG. Accessories ordered separately.

101403P	-		-		-	
Model No.	CCT	Optics	Finish			
101403P	30K - 3000K 40K - 4000K	14 - 14° 35 - 35° 55 - 55°	TG - Textured Grey (RAL 9006) AG - Anthracite Grey (RAL 7016) MB - Matte Black (on request)			

Job Name/Date:

Fixture Type Designation:

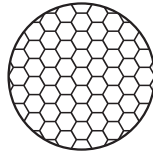
ACCESSORIES

Installation



AC044
Ground Spike

Anti-Glare



AC050
Honeycomb Louver



AC038
Tree Strap
for Ring Series

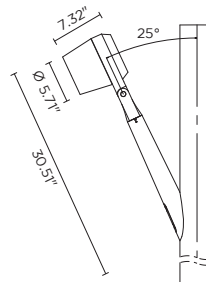


AC047
Anti-glare visor

ACCESSORIES - Optional

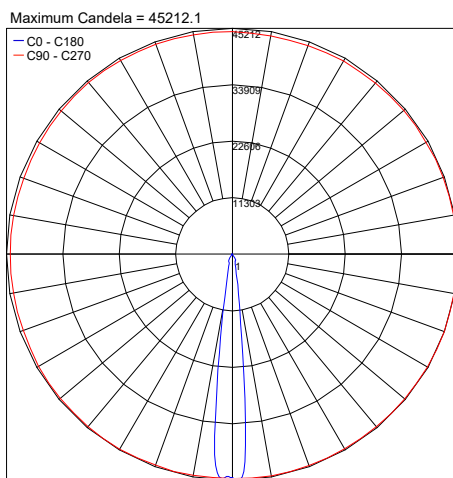


AC085
Pole Plate

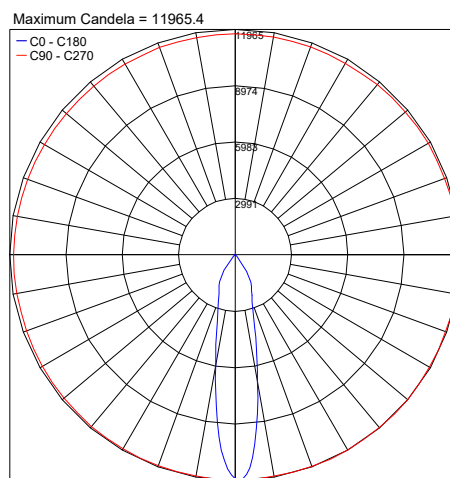


AC088
Tree Branch
Bracket

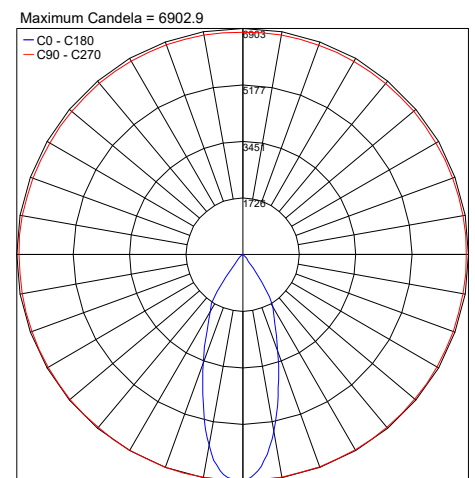
PHOTOMETRIC DATA



14°



35°



55°

Job Name/Date:

Fixture Type Designation: