

The Ring Maxi HP is an outdoor LED floodlight suitable for installation on a façade/wall, with 355° swivel base and horizontal adjustment of +90° / -40°. It has 3 standard finishes and 3 optics options.

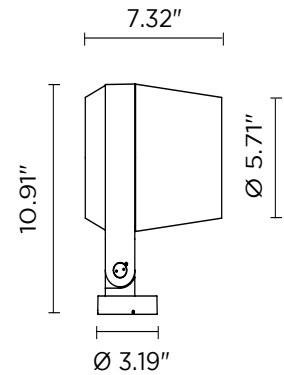


Base Plate Included with Fixture

TECHNICAL DATA

Wattage / Input	38W (500mA)
Power Supply	Remote, Consult Factory
Construction	Body: Die-Cast Copper-Free Aluminum Screws: Stainless Steel Lens: Tempered, Safety Glass Cable Length: 3.28" included
CCT	3000K, 4000K
CRI	>80
Lumen Output	4260 lm (3000K, 10°)
Efficacy	112.11 lm/W (3000K, 10°)
Optics	3 Standard (see below)
Finishes	3 Standard, Custom RAL (see below)
Fixture Dimensions	Ø5.71" x 7.32" w x 10.91" h
Fixture Weight	8.82 lbs
LED Source	6 COB CREE "XHP35" LED
IP Rating	IP66
Impact Rating	IK10

Fixture Dimensions



ORDERING INFORMATION

Example: 101406P-30K-10-TG. Accessories ordered separately.

101406P	-		-		-	
Model No.	CCT	Optics	Finish			
101406P	30K - 3000K 40K - 4000K	4 - 4° 10 - 10° 28 - 28°	TG - Textured Grey (RAL 9006) AG - Anthracite Grey (RAL 7016) MB - Matte Black (on request)			

Job Name/Date:

Fixture Type Designation:

SUGGESTED POWER SUPPLIES

Consult factory for power supply options

ACCESSORIES

Installation

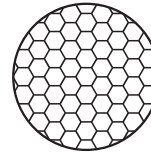


AC044
Ground Spike



AC047
Anti-Glare Visor

Anti-Glare



AC050
Honeycomb Louvrer

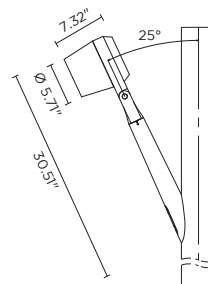


AC038
Tree Strap
for Ring Series

ACCESSORIES - Optional





AC085
Pole Plate



AC088
Tree Branch
Bracket

LIGHT DISTRIBUTIONS



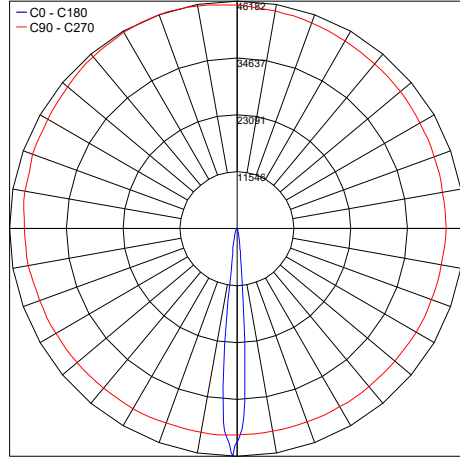
Job Name/Date:

Fixture Type Designation:

PHOTOMETRIC DATA

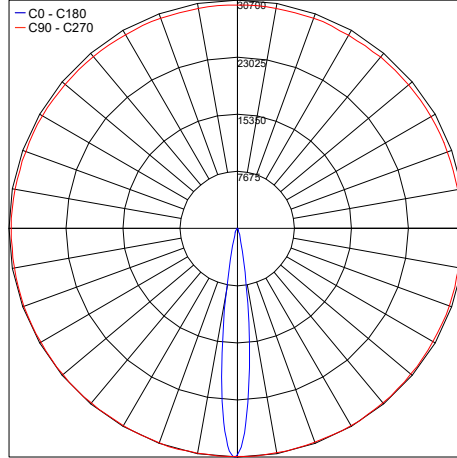
Note: All photometry is 3000K

Maximum Candela = 46182.5



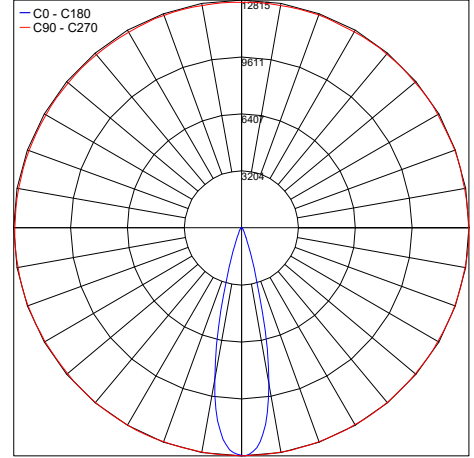
PHOTOMETRIC FILENAME : RING MAXI HP 3000K 4° 38W 101406PIES

Maximum Candela = 30699.8



PHOTOMETRIC FILENAME : RING MAXI HP 3000K 10° 38W 101406PIES

Maximum Candela = 12814.7



PHOTOMETRIC FILENAME : RING MAXI HP 3000K 28° 38W 101406PIES

Job Name/Date:

Fixture Type Designation: