

RING MEDIUM

The Ring Medium is an outdoor LED floodlight suitable for installation on a façade/wall, with 355° swivel base and horizontal adjustment of +90° / -40°. It has 3 standard finishes and 3 optics options.

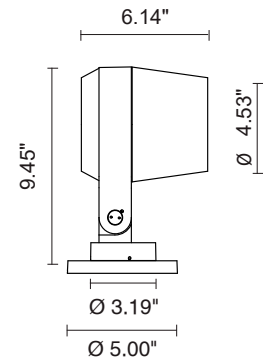


Base Plate Included with Fixture

TECHNICAL DATA

Wattage / Input	16W (120VAC)
Power Supply	Integral
Construction	Body: Die-Cast Copper-Free Aluminum Screws: Stainless Steel Lens: Tempered, Safety Glass
CCT	3000K, 4000K
CRI	>80
Delivered Lumens	1813 lm (3000K, 35°)
Efficacy	113.31 lm/W (3000K, 35°)
Optics	3 Standard (see below)
Finishes	3 Standard, Custom RAL (see below)
Fixture Dimensions	Ø4.53" x 6.14" w x 9.45" h
Fixture Weight	5.51 lbs
LED Source	1 COB CREE "CXB 1512" LED
IP Rating	IP66
Impact Rating	IK10

Fixture Dimensions



ORDERING INFORMATION

Example: 101402P-30K-14-TG. Accessories ordered separately.

101402P	-		-		-	
Model No.	CCT	Optics	Finish			
101402P	30K - 3000K 40K - 4000K	14 - 14° 35 - 35° 55 - 55°	TG - Textured Grey (RAL 9006) AG - Anthracite Grey (RAL 7016) MB - Matte Black (on request)			

Job Name/Date:

Fixture Type Designation:

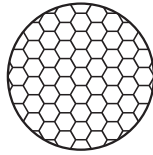
ACCESSORIES

Installation



AC044
Ground Spike

Anti-Glare



AC049
Honeycomb Louvrer



AC038
Tree Strap
for Ring Series



AC046
Anti-glare visor

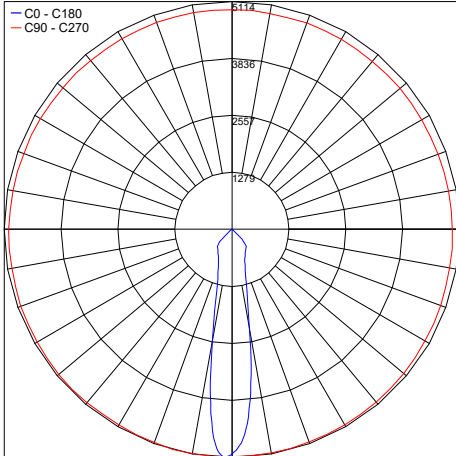
ACCESSORIES - Optional



AC085
Pole Plate

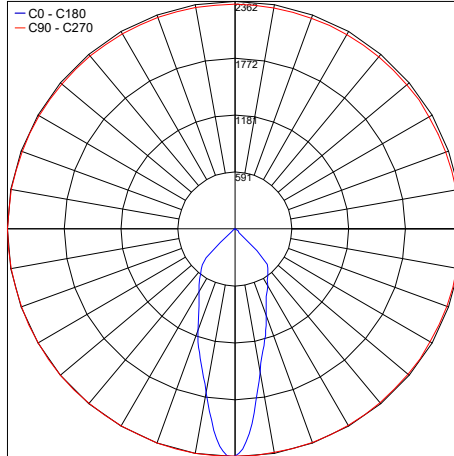
PHOTOMETRIC DATA

Maximum Candela = 5114.1



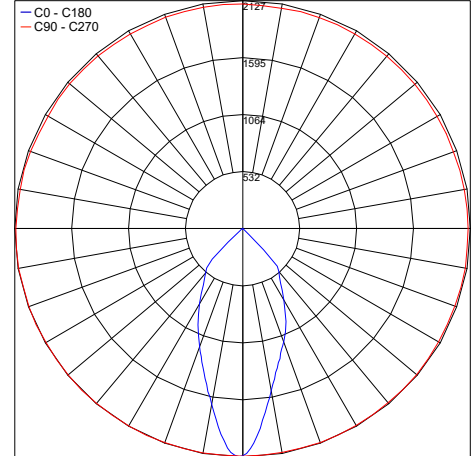
14°

Maximum Candela = 2362.3



35°

Maximum Candela = 2127.3



55°

Job Name/Date:

Fixture Type Designation: