

RING MEGA RGBW

The Ring Mega RGBW is an outdoor LED floodlight, and largest of the Ring series, suitable for installation on a façade/wall, with 355° swivel base and horizontal adjustment of +90° / -40°. It has 3 standard finishes and 3 optics options.

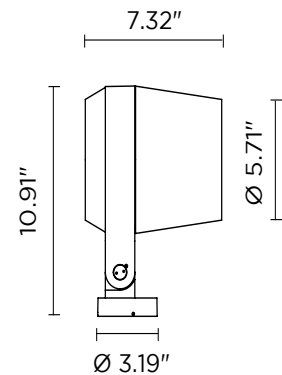


Base Plate Included with Fixture

TECHNICAL DATA

Wattage / Input	56W (48VDC)
Power Supply	Remote with DMX driver integrated See page 2 for remote power supplies
Construction	Body: Die-Cast Copper-Free Aluminum Screws: Stainless Steel Lens: Tempered, Safety Glass Cable Length: 3.28" included
CCT	RGBW - DMX Control Built Into Fixture
CRI	>80
Lumen Output	1984 lm (25°)
Efficacy	35.4 lm/W (25°)
Optics	12°, 25°, 35°
Finishes	3 Standard, Custom RAL (see below)
Fixture Dimensions	Ø7.64" x 9.61" w x 14.88" h
Fixture Weight	17.6 lbs
LED Source	12 x CREE "XML" LED
IP Rating	IP66
Impact Rating	IK10

Fixture Dimensions



ORDERING INFORMATION

Example: 101408RGBWP-12-TG. Power Supplies / Accessories ordered separately.

101408RGBWP	-		-	
Model No.	Optics	Finish		
101408RGBWP	12 - 12° 25 - 25° 35 - 35°	TG - Textured Grey (RAL 9006) AG - Anthracite Grey (RAL 7016) MB - Matte Black (on request)		

Job Name/Date:

Fixture Type Designation:

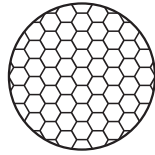
ACCESSORIES

Installation



AC103
Spike

Anti-Glare



AC087
Honeycomb Louver



AC086
Anti-Glare Visor

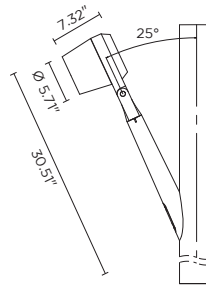


AC038
Tree Strap
for Ring Series

ACCESSORIES - Optional



AC085
Pole Plate



AC089
Tree Branch
Bracket

SUGGESTED POWER SUPPLIES

48VDC

Part Number	Description	Input/Output	# of Fixtures
PPLT00572	0-10V Dimming to 6.0%	120-277VAC to 48VDC, 45W, Class 2, IP67	1-1
PPLT00577	Non-Dim	120-277VAC to 48VDC, 96W, Class 2	1-1
PPLT00650	0-10V Dimming	120-277VAC to 48VDC, 96W, Class 2	1-1

For other power supply options consult factory.

PHOTOMETRIC DATA

Coming Soon

Job Name/Date:

Fixture Type Designation: