


Sector 1000 is a 39.4" height round bollard for outdoor surface installation with the option of 1 to 4 light windows: 90°, 180° (or 90° + 90°), 270°, 360°. It is available in 2 color temperatures and 2 standard finishes.



TECHNICAL DATA

Wattage / Input	6W, 12W, 18W, 24W (120VAC)
Power Supply	Integral (0-10V Dimming)
Construction	Body: Extruded Copper-Free Aluminum Lens: Opaline Tempered Glass Cable Length: 3.28'
CCT	3000K, 4000K
BUG Rating	B0-U2-G1 (6W, 3000K) B0-U3-G1 (24W, 3000K)
Delivered Lumens	553 lm (6W, 3000K) 1067 lm (12W, 3000K) 1600 lm (18W, 3000K) 2134 lm (24W, 3000K)
Efficacy	92.2 lm/W (6W, 3000K) 88.9 lm/W (12W, 18W, 24W, 3000K)
Optics	90°, 180° (or 90° + 90°), 270°, 360°
Finishes	Textured Gray, Anthracite Gray, Matte Black (on request)
Fixture Dimensions	Ø5.91" x 39.37"
LED Source	1 x CREEXHP70 LED
Fixture Weight	17.64 lbs
IP Rating	IP66
IK Rating	IK10

Fixture Dimensions



ORDERING INFORMATION

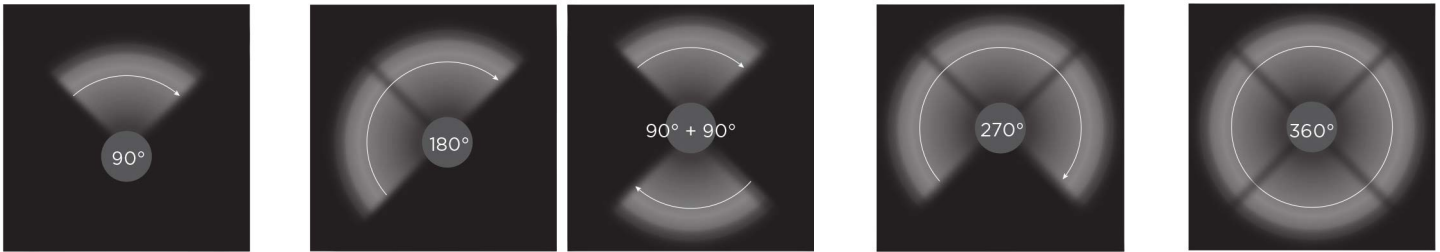
Example: 601711P-30K-AG. Accessories ordered separately.

Model No.	CCT	Finish
601709P (6W, 90°)	30K - 3000K	TG - Textured Gray
601710P (12W, 180° or 90°x90°)	40K - 4000K	AG - Anthracite Gray
601711P (18W, 270°)		MB - Matte Black (on request)
601712P (24W, 360°)		

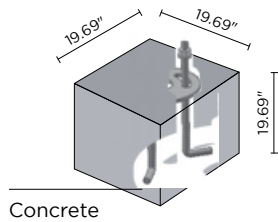
Job Name/Date:

Fixture Type Designation:

LIGHT DISTRIBUTIONS



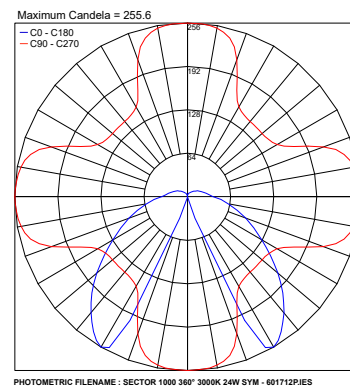
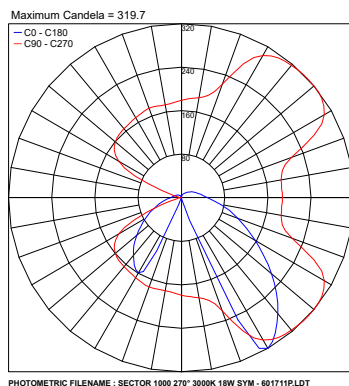
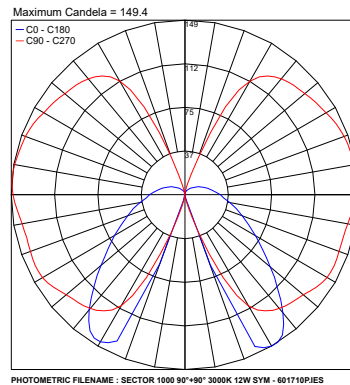
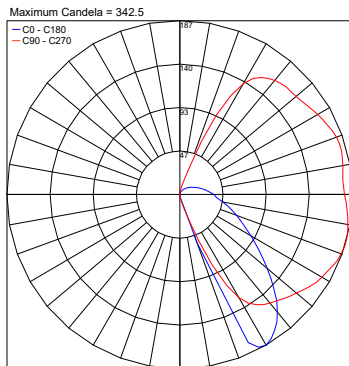
ACCESSORIES - Installation



AC053
Base Plate

PHOTOMETRIC DATA

Note: all photometry is 3000K



Job Name/Date:

Fixture Type Designation: