

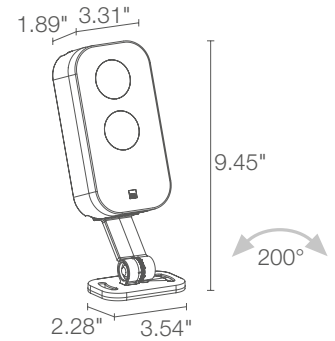
Siri is a line of spotlights for indoor and outdoor applications with outstanding design featuring rounded angles. The scaled and adjustable bracket allows multiple installations on ceiling, wall, and floor.



TECHNICAL DATA

Wattage / Input	9W (24VDC)
Power Supply	Remote, not included. See page 2.
Construction	Body: Die-Cast Aluminum Lens: Tempered, Serigraphed Extra-Clear Glass Cable Length: 4.92'
CCT	2700K, 3000K, 4000K, 5000K
CRI	>80
BUG Rating	B1-U0-G0 (3000K)
Delivered Lumens	422 lm (3000K, 30°)
Efficacy	46.9 lm/W (3000K, 30°)
Optics	5 Standard (see below)
Finishes	4 Standard, Custom RAL (see below)
Fixture Dimensions	2.28" l x 3.54" w x 9.45" h
Fixture Weight	1.76 lbs
LED Source	2 Power LEDs
Lumen Maintenance	L95, B10 >50,000hrs (Ta 25°C)
Color Consistency	1/4 ANSI BIN
Operating Temp.	-4°F to +113°F
IP Rating	IP66
Impact Rating	IK07

Fixture Dimensions



ORDERING INFORMATION

Example: SR10105ME or SR10105ME-1. Accessories / Power Supplies ordered separately.

SR1010				
Model No.	CCT	Optics	Finish	Cable Length
SR1010	F - 2700K 5 - 3000K 9 - 4000K 0 - 5000K	V - 6° S - 12° M - 30° L - 40° W - 10° x 45°	E - White F - Gray H - Anthracite T - Cor-ten C - Custom RAL (Consult factory for "C")	4.92' standard 1 - 16.40' 2 - 32.81' 3 - 49.21' 4 - 65.62' (Consult factory for "C")

Job Name/Date:

Fixture Type Designation:

SUGGESTED POWER SUPPLIES

24VDC

Part Number	Description	Input/Output	# of Fixtures
PPLT00275	Non-Dim	120VAC to 24VDC, 12W, Class 2	1-1
PPLT00632	0-10V Dimming (Dim to Off)	120-277VAC to 24VDC, 12W, Class 2	1-1
PPLT00586	Non-Dim	120-277VAC to 24VDC, 40W, Class 2	1-3
PPLT00709	ELV/TRIAC & 0-10V Dimming to 5% and OFF	120-277VAC to 24VDC, 96W, Class 2, DAMP	1-8
PPLT00543	0-10V Dimming to 15% (-40°C / -40°F cold weather start)	120-277VAC to 24VDC, 100W, Class 2	2-8

Suggested Lutron Compatible

Part Number	Option	Lutron SKU	Dim Range	Description	Input/Output	# of Fixtures
PPLT00273	L3DAE / L3DA3W	L3DA	100%-1%	Hi-Lume™ 1% EcoSystem™ or 1% 3-Wire LED Driver	120-277VAC to 24VDC, 40W, Class 2	1-3
PPLT00530	L3D0	L3D0	100%-0.1%	Hi-Lume™ Premier 0.1% or Ecosystem 3-Wire LED Driver	120-277VAC to 24VDC, 96W, Class 2	1-8

For other power supply options consult factory.

ACCESSORIES

Installation

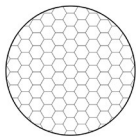


WP0300

Ground Spike

ACCESSORIES

Anti-Glare



WH5010

Honeycomb Louvre
Not available for 6° optic



WB5010H

Anti-glare hood - Anthracite finish
On request the finish can match the fixture

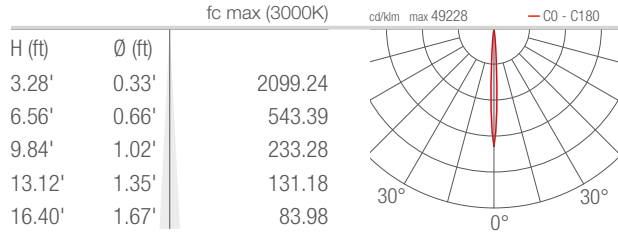
Job Name/Date:

Fixture Type Designation:

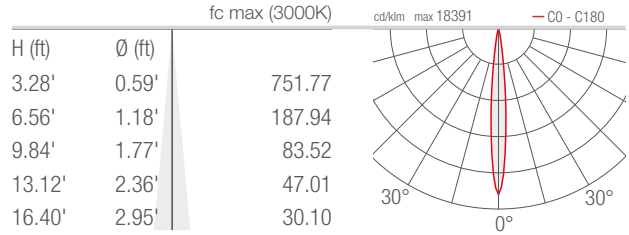
PHOTOMETRIC DATA

Note all Photometry is 3000K

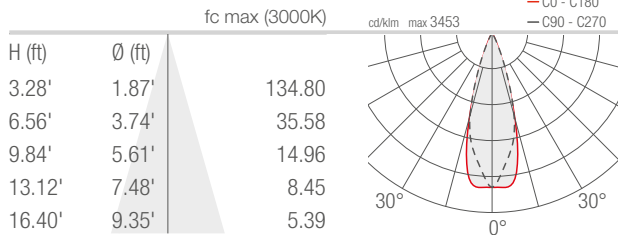
V - 6°



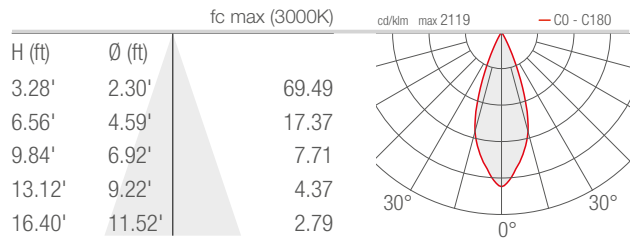
S - 12°



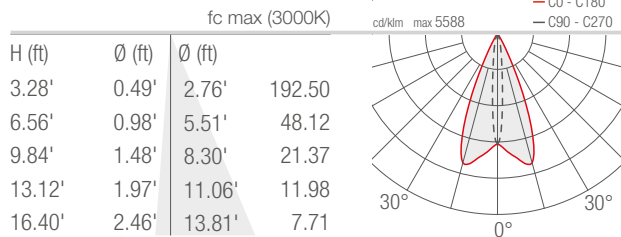
M - 30°



L - 40°



W - 10°x45°



Job Name/Date:

Fixture Type Designation: