

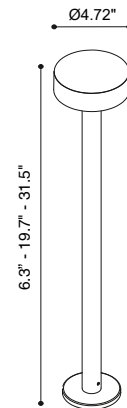
Sofia is an IP65-rated outdoor bollard with a round head and a pole available in 3 different heights for solid surface installation. It is available in 2 color temperatures and 4 standard finishes with 360° downward light emission (180° shield available)



TECHNICAL DATA

Wattage / Input	10W (500mA)
Power Supply	Remote, not included. See page 2.
Construction	Head/Base: Die-Cast/Machined Aluminum Pole: Extruded Aluminum Lens: Tempered, Transparent Glass
CCT	3000K, 4000K
BUG Rating	B0-U1-G0 (3000K) B1-U1-G0 (4000K)
CRI	>80
Delivered Lumens	689 lm (3000K)
Efficacy	68.9 lm/W (3000K)
Optics	360°
Finishes	4 Standard, See Below
Fixture Dimensions	Ø4.72" x 6.3", 19.7", 31.5" h
IP Rating	IP65

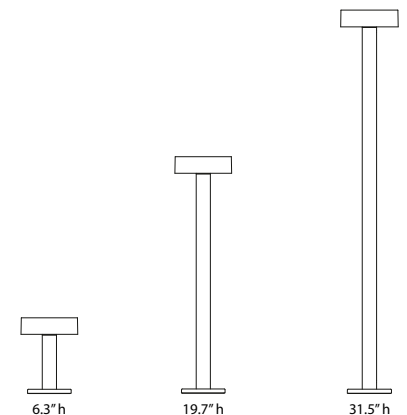
Fixture Dimensions



ORDERING INFORMATION

Example: D901217104.US Accessories / Power Supplies ordered separately.

D9012			US
Model No.	Description	Finish	
D9012	1709 - 3000K, 6.3" height 2709 - 4000K, 6.3" height 1710 - 3000K, 19.7" height 2710 - 4000K, 19.7" height 1711 - 3000K, 31.5" height 2711 - 4000K, 31.5" height	2 - White 3 - Sand 4 - Graphite 5 - Aluminum 8 - Cor-ten	US



Job Name/Date:

Fixture Type Designation:

SUGGESTED POWER SUPPLIES

500mA

Part Number	Description	Input/Output	Fixtures
PPLT00469	Phase Dim (120V Only)	120VAC to 500mA, 14W, Class 2	1-1
PPLT00465-P	0-10V Dimming to 1.0%	120-277VAC to 500mA, 20W, Class 2, DAMP	1-2
PPLT00308-P	0-10V Dimming to 0.1%	120-277VAC to 500mA, 30W, Class 2, DAMP	1-2
PPLT00168-P	0-10V Dimming to 1.0%	120-277VAC to 500mA, 50W, Class 2	1-4
PPLT00538-P	0-10V Dimming to 0.1%	120-277VAC to 500mA, 100W, Class 2	1-8

Suggested Lutron Compatible

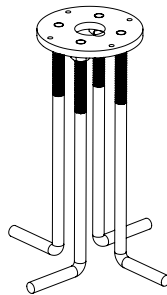
Part Number	Option	Lutron SKU	Dim Range	Description	Input/Output	# of Fixtures
PPLT00195	L3DAE / L3DA3W	L3DA	100%-1%	Hi-Lume™ 1% EcoSystem™ or 1% 3-Wire LED Driver	120-277VAC to 500mA, 19W, Class 2	1-1
PPLT00180	L3DAE / L3DA3W	L3DA	100%-1%	Hi-Lume™ 1% EcoSystem™ or 1% 3-Wire LED Driver	120-277VAC to 500mA, 27W, Class 2	2-2
PPLT00250	LTEA2W	LTEA	100%-1%	Hi-Lume™ 1% 2-Wire LED Driver (120V forward phase only)	120VAC to 500mA, 27W, Class 2	2-2

For other power supply options consult factory.

ACCESSORIES

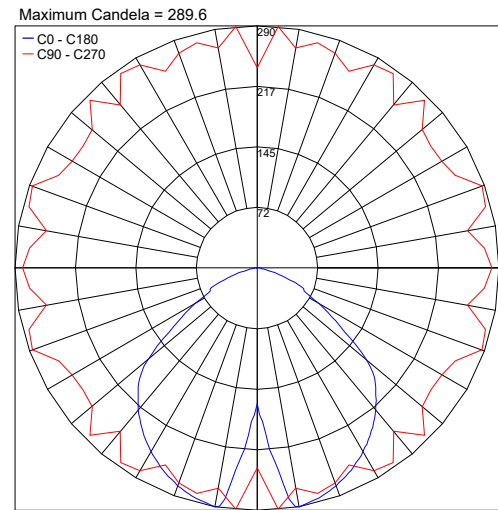


D9044
180° Shield



AM-00009
Mounting Plate Assembly

PHOTOMETRIC DATA - 3000K



FINISHES



white



sand



graphite



aluminum

Job Name/Date:

Fixture Type Designation: