

SPOT 1.0 316L

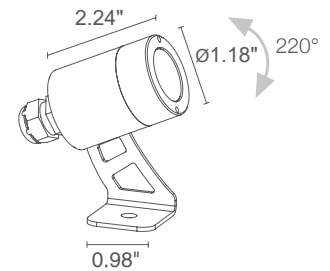
The Spot 1 316L Series are compact spotlights suitable for outdoor, fountain and underwater use. Available in white or blue light with 3 optic options.



TECHNICAL DATA

Wattage / Input	2W (500mA)
Power Supply	Remote, not included. See page 2.
Construction	Body: AISI 316L Stainless Steel Trim: AISI 316L Stainless Steel Lens: Transparent tempered glass Cable Length: 16.4' standard
CCT	2700K, 3000K, 4000K, 5000K, Blue
CRI	CRI >80
Delivered Lumens	88 lm (3000K)
Efficacy	44 lm/W
Optics	10°, 20°, 40°
Finishes	Stainless Steel
Fixture Dimensions	Ø1.2" x 2.2" l
Fixture Weight	1.1 lbs
LED Source	1 Power LED
Lumen Maintenance	L90, B10>50,000hrs (Ta 25°C)
Color Consistency	1/4 ANSI BIN
Operating Temp.	-4°F to +113°F
IP Rating	IP68
IK Rating	IK10

Fixture Dimensions



ORDERING INFORMATION

Example: PW10129MAI or PW10129MAI-2. Accessories / Power Supplies ordered separately.

PW1012			AI	
Model No.	CCT	Optics	Trim	Cable Length
PW1012	F - 2700K 5 - 3000K 9 - 4000K 0 - 5000K 1 - Blue	S - 10° M - 20° L - 40°	AI - Stainless Steel	16.4' standard 2 - 32.81' 3 - 49.21' 4 - 65.62'

Job Name/Date:

Fixture Type Designation:

SUGGESTED POWER SUPPLIES

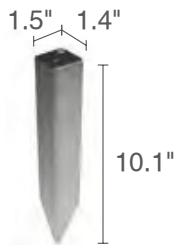
500mA - FOR USE WITH FOUNTAIN / WATER FEATURES

Part Number	Description	Input/Output	# of Fixtures
FPC-100EL0500	DMX / RDM (Field Addressable) / DALI	120-277VAC to 500mA, 100W, Class 2, NEMA 4	1-24

For other power supply options consult factory.

ACCESSORIES

Installation

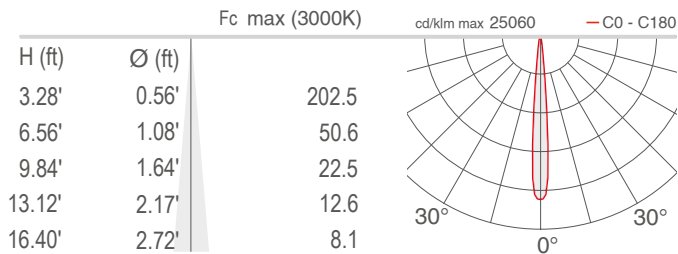


WP0100
Ground Spike (10.1")

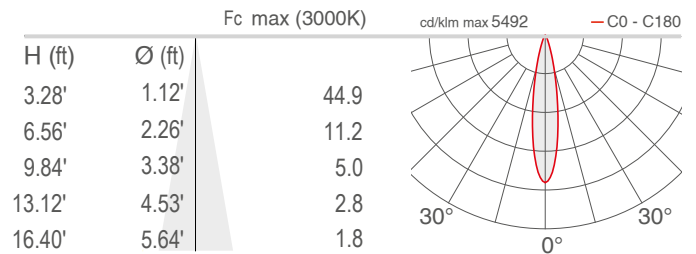
PHOTOMETRIC DATA

Note all photometry in 3000K, CRI 80

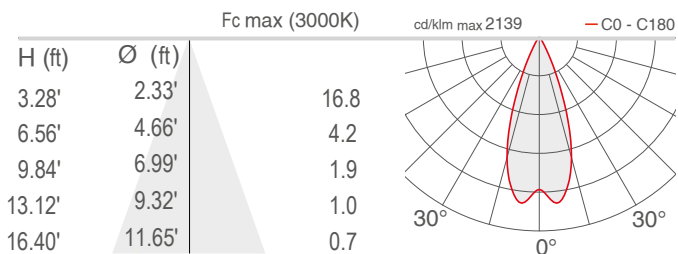
S - 10°



M - 20°



L - 40°



Job Name/Date:

Fixture Type Designation: