

# SPOT 1.0 316L

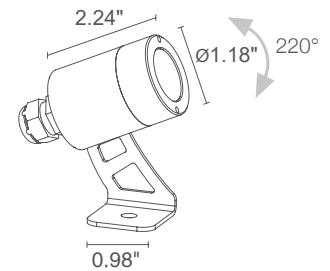
The Spot 1 316L Series are compact spotlights suitable for outdoor, fountain and underwater use. Available in white or blue light with 3 optic options.



## TECHNICAL DATA

<b>Wattage / Input</b>	2W (500mA)
<b>Power Supply</b>	Remote, not included. See page 2.
<b>Construction</b>	Body: AISI 316L Stainless Steel Trim: AISI 316L Stainless Steel Lens: Transparent tempered glass Cable Length: 16.4' standard
<b>CCT</b>	2700K, 3000K, 4000K, 5000K, Blue
<b>CRI</b>	CRI >80
<b>BUG Rating</b>	B0-U0-G0 (3000K, 10°, 40°) B0-U1-G0 (3000K, 20°)
<b>Delivered Lumens</b>	88 lm (3000K)
<b>Efficacy</b>	44 lm/W
<b>Optics</b>	10°, 20°, 40°
<b>Finishes</b>	Stainless Steel
<b>Fixture Dimensions</b>	Ø1.2" x 2.2" l
<b>Fixture Weight</b>	1.1 lbs
<b>LED Source</b>	1 Power LED
<b>Lumen Maintenance</b>	L90, B10>50,000hrs (Ta 25°C)
<b>Color Consistency</b>	1/4 ANSI BIN
<b>Operating Temp.</b>	-4°F to +113°F
<b>IP Rating</b>	IP68
<b>IK Rating</b>	IK10

Fixture Dimensions



## ORDERING INFORMATION

Example: PW10129MAI or PW10129MAI-2. Accessories / Power Supplies ordered separately.

PW1012			AI	
Model No.	CCT	Optics	Trim	Cable Length
PW1012	F - 2700K 5 - 3000K 9 - 4000K 0 - 5000K 1 - Blue	S - 10° M - 20° L - 40°	AI - Stainless Steel	16.4' standard 2 - 32.81' 3 - 49.21' 4 - 65.62'

Job Name/Date:

Fixture Type Designation:

## SUGGESTED POWER SUPPLIES

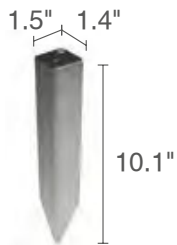
500mA - FOR USE WITH FOUNTAIN / WATER FEATURES

Part Number	Description	Input/Output	# of Fixtures
<a href="#">FPC-100EL0500</a>	DMX / RDM (Field Addressable) / DALI	120-277VAC to 500mA, 100W, Class 2, NEMA 4	1-24

For other power supply options consult factory.

## ACCESSORIES

### Installation

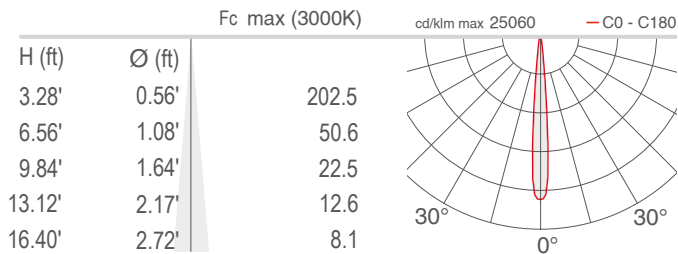


**WP0100**  
Ground Spike (10.1")

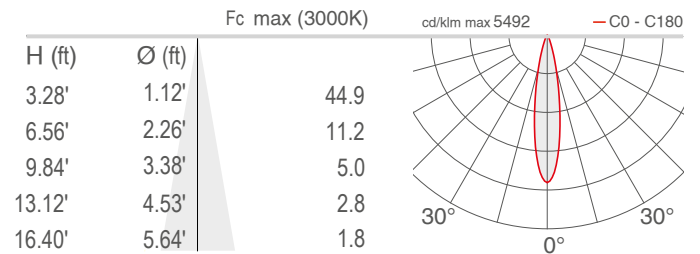
## PHOTOMETRIC DATA

Note all photometry in 3000K, CRI 80

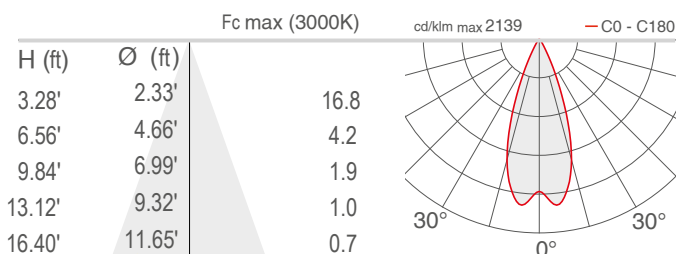
### S - 10°



### M - 20°



### L - 40°



Job Name/Date:

Fixture Type Designation: