

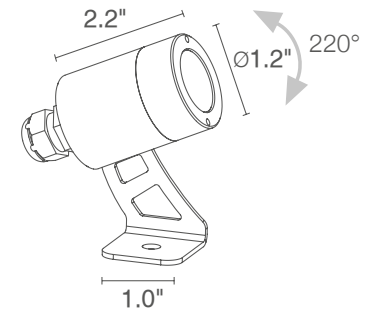
The Spot 1 Series are compact floodlights for outdoor use available in white or blue light, with 5 optic options including 2 sharp which create a light beam with pin sharp edges. Not suitable for swimming pools or fountains.



TECHNICAL DATA

Wattage / Input	2W (500mA)
Power Supply	Remote, not included. See page 2.
Construction	Body/Trim: AISI 316L Stainless Steel Lens: Transparent, Tempered Glass Cable Length: 4.9' standard
CCT	2700K, 3000K, 4000K, 5000K, Blue
CRI	>80
BUG Rating	B0-U1-G0 (4000K, 20°)
Delivered Lumens	88 lm (3000K, 500mA)
Efficacy	44 lm/W
Optics	5 Standard (see below)
Finishes	Stainless Steel, Custom RAL
Fixture Dimensions	Ø1.2" x 2.2" l
Fixture Weight	0.88 lbs
LED Source	1 Power LED
Lumen Maintenance	L90, B10 >50,000hrs (Ta 25°C)
Color Consistency	1/4 ANSI BIN
Operating Temp.	-4°F to +113°F
IP Rating	IP68
IK Rating	IK10

Fixture Dimensions



ORDERING INFORMATION

Example: CF10129MAI or CF10129MAI-3. Accessories / Power Supplies ordered separately.

CF1012				
Model No.	CCT	Optics	Finish	Cable Length
CF1012	F - 2700K 5 - 3000K 9 - 4000K 0 - 5000K 1 - Blue	S - 10° V - 19° sharp M - 20° L - 40° T - 54° sharp <i>The honeycomb louvre can be provided on all fixed optics, exception for 19° sharp (V) and 54° sharp (T) optics</i>	AI - Stainless Steel C - Custom RAL <i>(consult factory for "C")</i>	4.92' standard 1 - 16.40' 2 - 32.81' 3 - 49.21' 4 - 65.62'

Job Name/Date:

Fixture Type Designation:

SUGGESTED POWER SUPPLIES

500mA

Part Number	Description	Input/Output	# of Fixtures
PPLT00497	Phase Dim (120V only)	120VAC to 500mA, 12W, Class 2	2-6
PPLT00469	Trailing-Edge Dimming to 10% (120V only)	120VAC to 500mA, 14W, Class 2	4-7
PPLT00308-P	0-10V Dimming to 0.1%	120-277VAC to 500mA, 30W, Class 2	1-15
PPLT00480-P	0-10V Dimming to 1.0%	120-277VAC to 500mA, 30W, Class 2	1-15

Suggested Lutron Compatible

Part Number	Option	Lutron SKU	Dim Range	Description	Input/Output	# of Fixtures
PPLT00249	LTEA2W	LTEA	100%-1%	Hi-Lume™ 1% 2-Wire LED Driver (120V forward phase only)	120VAC to 500mA, 10W, Class 2	4-5
PPLT00259	L3DAE / L3DA3W	L3DA	100%-1%	Hi-Lume™ 1% EcoSystem™ or 1% 3-Wire LED Driver	120-277VAC to 500mA, 10W, Class 2	4-5
PPLT00195	L3DAE / L3DA3W	L3DA	100%-1%	Hi-Lume™ 1% EcoSystem™ or 1% 3-Wire LED Driver	120-277VAC to 500mA, 19W, Class 2	6-9
PPLT00180	L3DAE / L3DA3W	L3DA	100%-1%	Hi-Lume™ 1% EcoSystem™ or 1% 3-Wire LED Driver	120-277VAC to 500mA, 27W, Class 2	12-13
PPLT00250	LTEA2W	LTEA	100%-1%	Hi-Lume™ 1% 2-Wire LED Driver (120V forward phase only)	120VAC to 500mA, 27W, Class 2	12-13

For other power supply options consult factory.

ACCESSORIES

Installation



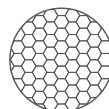
WP1004
Fastener Strap



WP0100
Ground spike (10.1")

ACCESSORIES

Anti-Glare



WH0101
Honeycomb Louvre
The honeycomb louvre can be provided on all fixed optics, exception for 19° sharp (V) and 54° sharp (T) optics



WB03201
Standard Snoot



WB03211
Asymmetrical Snoot

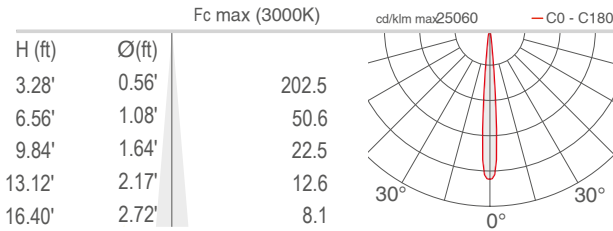
Job Name/Date:

Fixture Type Designation:

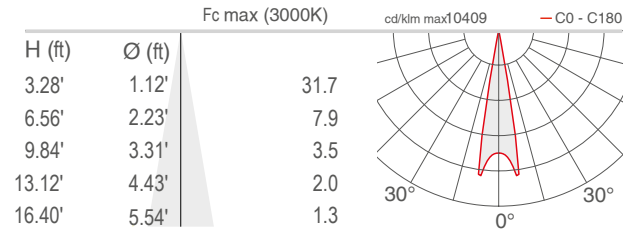
PHOTOMETRIC DATA

Note all photometry in 3000K, CRI 80

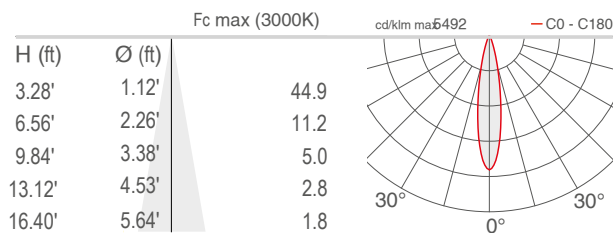
S - 10°



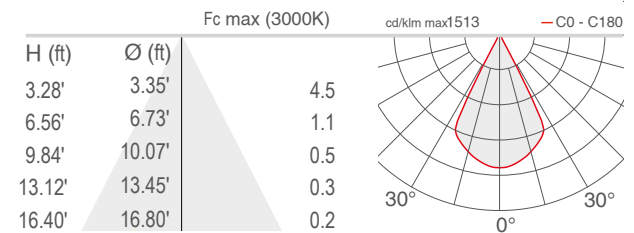
V - 19° sharp



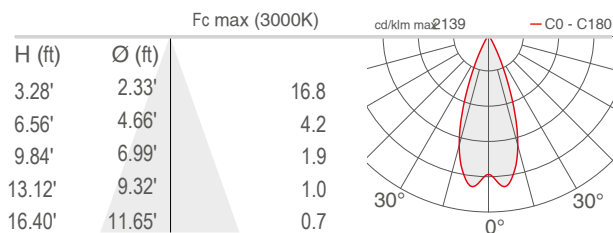
M - 20°



T - 54° sharp



L - 40°



Job Name/Date:

Fixture Type Designation: