

STEP INSIDE 2.2

The Step Inside 2 Series are discreet semi-recessed LED wall-mounted step lights ideal for illuminating indoor pathways and stairs. Available in 2 styles (square and round) and 6 standard finishes.

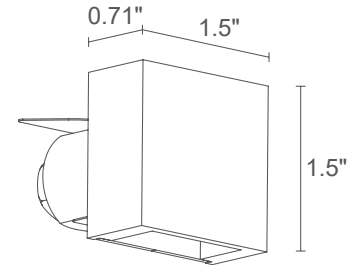
TECHNICAL DATA

Wattage / Input	2W (500mA)
Power Supply	Remote, not included. See page 2.
Construction	Body: Aluminum Lens: Transparent Extra Clear Glass Cable Length: 4.92'
CCT	2700K, 3000K, 4000K, 5000K, Blue
CRI	CRI>80
Delivered Lumens	35 lm (3000K, 500mA)
Efficacy	17.5 lm/W
Optics	Diffuse
Finishes	6 Standard, Custom RAL (see below - chart page 3)
Cut-Out Dimensions	Ø1.18"
Fixture Dimensions	1.5" l x 0.71" w x 1.5" h
Fixture Weight	0.40 lbs
LED Source	1 Power LED
Lumen Maintenance	L90, B10 >50,000hrs (Ta 25°C)
Color Consistency	1/4 ANSI BIN
Operating Temp.	32°F to +113°F
IP Rating	IP40
Impact Rating	IK03
JA8	Exempt



ADA Compliant

Wall Cut-Out: Ø1.18"
Fixture Dimensions
1.5" l x 0.71" w x 1.5" h



ORDERING INFORMATION

Example: SP22129DS. Accessories / Power Supplies ordered separately.

SP2212		D	
Model No.	CCT	Optics	Finish
SP2212	F - 2700K 5 - 3000K 9 - 4000K 0 - 5000K 1 - Blue	D - Diffuse	E - White C - Chrome S - Satin N - Black T - Cor-ten 4 - Light Ivory C - Custom RAL Number Only NO STAINLESS STEEL (consult factory for "C")

Job Name/Date:

Fixture Type Designation:

SUGGESTED POWER SUPPLIES

500mA

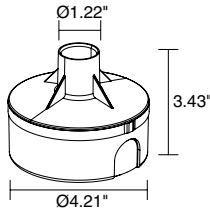
Part Number	Description	Input/Output	# of Fixtures
PPLT00497	Phase Dim (120V only)	120VAC to 500mA, 12W, Class 2	2-6
PPLT00465-P	0-10V Dimming to 1.0%	120-277VAC to 500mA, 20W, Class 2	1-10
PPLT00262	Leading / Trailing Edge Dimming to 10% (120V only)	120VAC to 500mA, 26W, IP67, Class 2	8-14
PPLT00309-P	0-10V Dimming to 0.1%	120-277VAC to 500mA, 50W, Class 2	1-16
PPLT00538-P	0-10V Dimming to 0.1%	120-277VAC to 500mA, 100W, Class 2	1-48

Suggested Lutron Compatible

Part Number	Option	Lutron SKU	Dim Range	Description	Input/Output	# of Fixtures
PPLT00259	L3DAE / L3DA3W	L3DA	100%-1%	Hi-Lume™ 1% EcoSystem™ or 1% 3-Wire LED Driver	120-277VAC to 500mA, 10W, Class 2	4-5
PPLT00195	L3DAE / L3DA3W	L3DA	100%-1%	Hi-Lume™ 1% EcoSystem™ or 1% 3-Wire LED Driver	120-277VAC to 500mA, 19W, Class 2	6-9
PPLT00180	L3DAE / L3DA3W	L3DA	100%-1%	Hi-Lume™ 1% EcoSystem™ or 1% 3-Wire LED Driver	120-277VAC to 500mA, 27W, Class 2	12-13

For other power supply options consult factory.

ACCESSORIES - Installation



WC0202

Outer Casing

Job Name/Date:

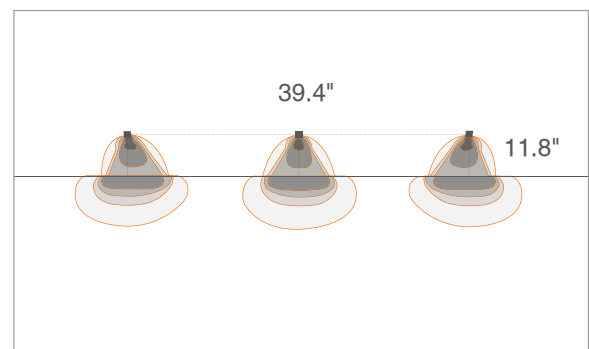
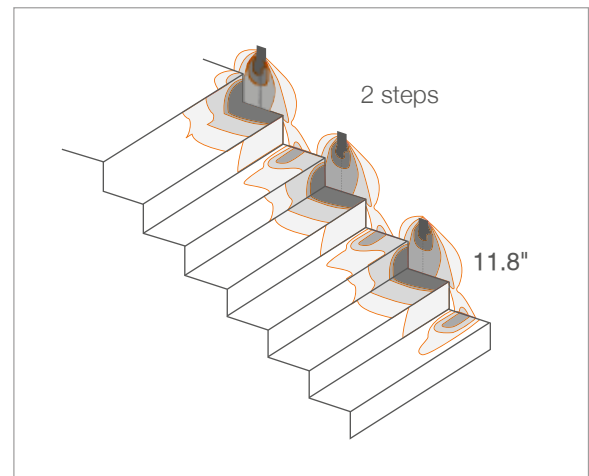
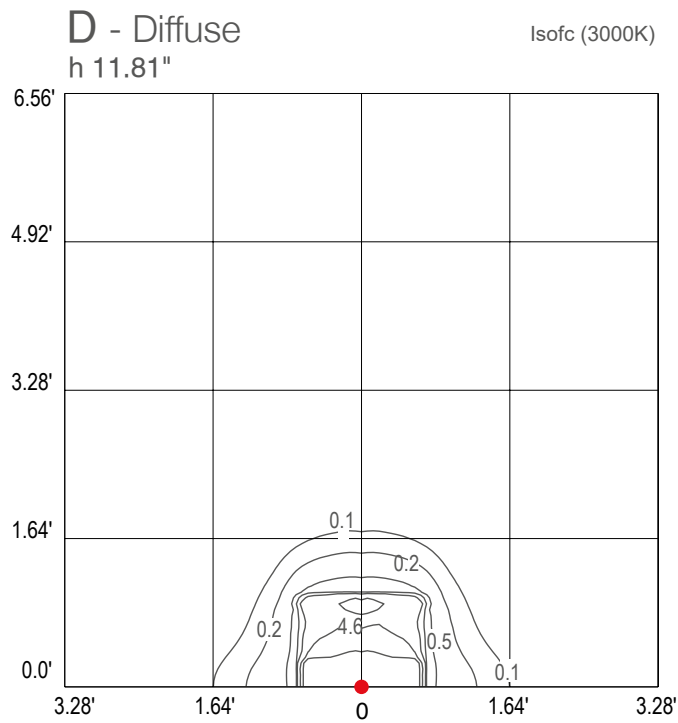
Fixture Type Designation:

STANDARD FINISHES



PHOTOMETRIC DATA

Note all Photometry is 3000K



Job Name/Date:

Fixture Type Designation: