

# STEP INSIDE 2.8

The Step Inside 2 Series are discreet semi-recessed LED wall-mounted step lights ideal for illuminating indoor pathways and stairs. Available in 2 styles (square and round) and 6 standard finishes.

## TECHNICAL DATA

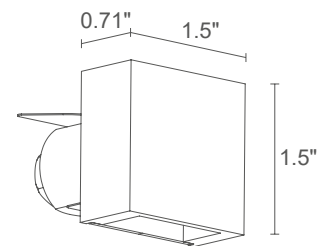
<b>Wattage / Input</b>	2W (24VDC)
<b>Power Supply</b>	Remote, not included. See page 2.
<b>Construction</b>	Body: Aluminum Lens: Transparent Extra Clear Glass Cable Length: 4.92'
<b>CCT</b>	2700K, 3000K, 4000K, 5000K, Blue
<b>CRI</b>	CRI>80
<b>Delivered Lumens</b>	35 lm (3000K, 500mA)
<b>Efficacy</b>	17.5 lm/W
<b>Optics</b>	Diffuse
<b>Finishes</b>	White, Chrome, Satin, Black, Cor-ten, Light Ivory, Custom RAL (see below)
<b>Cut-Out Dimensions</b>	Ø1.18"
<b>Fixture Dimensions</b>	1.5" l x 0.71" w x 1.5" h
<b>Fixture Weight</b>	0.40 lbs
<b>LED Source</b>	1 Power LED
<b>Lumen Maintenance</b>	L90,B10 >50,000hrs (Ta 25°C)
<b>Color Consistency</b>	1/4 ANSI BIN
<b>Operating Temp.</b>	32°F to +113°F
<b>IP Rating</b>	IP40
<b>Impact Rating</b>	IK03
<b>JA8</b>	Exempt



ADA Compliant

Wall Cut-Out: Ø1.18"

Fixture Dimensions  
1.5" l x 0.71" w x 1.5" h



## ORDERING INFORMATION

Example: SP28009DS. Accessories / Power Supplies ordered separately.

SP2800		D	
Model No.	CCT	Optics	Finish
SP2800	F - 2700K 5 - 3000K 9 - 4000K 0 - 5000K 1 - Blue	D - Diffuse	E - White C - Chrome S - Satin N - Black T - Cor-ten 4 - Light Ivory C - Custom RAL Number Only NO STAINLESS STEEL (consult factory for "C")

Job Name/Date:

Fixture Type Designation:

## SUGGESTED POWER SUPPLIES

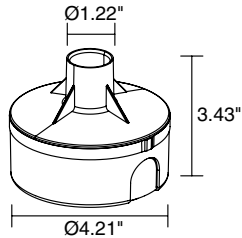
24VDC

Part Number	Description	Input/Output	# of Fixtures
<a href="#">PPLT00275</a>	Non-Dim	120-277VAC to 24VDC, 12W, Class 2, IP66	1-4
<a href="#">PPLT00632</a>	0-10V Dimming (Dim to Off)	120-277VAC to 24VDC, 12W, Class 2	1-4
<a href="#">PPLT00056</a>	Non-Dim	120-277VAC to 24VDC, 26W, Class 2, IP66	1-10
<a href="#">PPLT00157</a>	Non-Dim	120VAC to 24VDC, 60W, Class 2	1-24
<a href="#">PPLT00599</a>	ELV / TRIAC & 0-10V Dimming (100 to 0%)	120-277VAC to 24VDC, 96W, Class 2	1-38
<a href="#">PPLT00158</a>	Non-Dim	120VAC to 24VDC, 100W, Class 2	1-40
<a href="#">PPLT00543</a>	0-10V Dimming to 15% (-40°C / -40°F cold weather start)	120-277VAC to 24VDC, 100W, Class 2	5-40

For other power supply options consult factory.

## ACCESSORIES

### Installation



**WC0202**

Outer Casing

## STANDARD FINISHES



White



Chrome



Satin



Black



Cor-ten



Light ivory



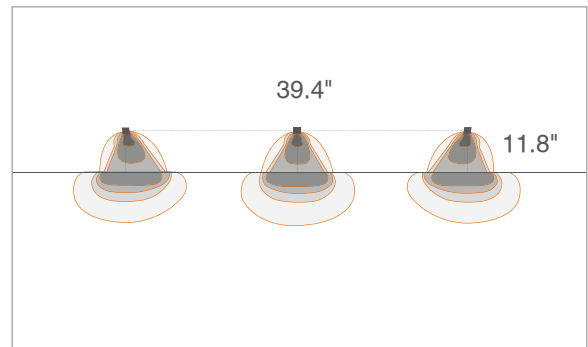
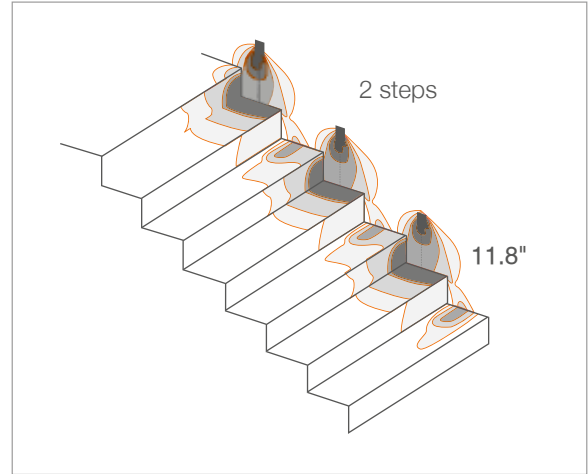
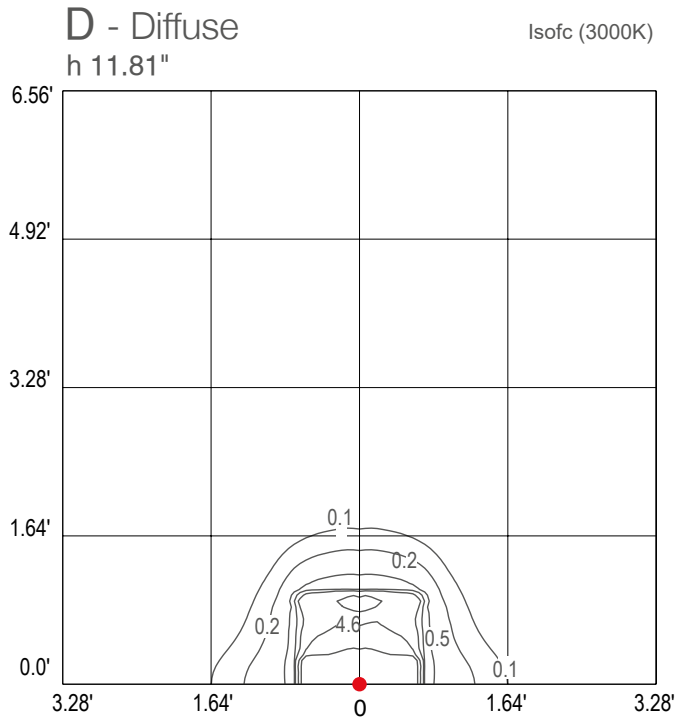
Job Name/Date:

Fixture Type Designation:

# STEP INSIDE 2.8

## PHOTOMETRIC DATA

Note all Photometry is 3000K



Job Name/Date:

Fixture Type Designation: