

STEP INSIDE 2.8

The Step Inside 2 Series are discreet semi-recessed LED wall-mounted step lights ideal for illuminating indoor pathways and stairs. Available in 2 styles (square and round) and 6 standard finishes.

TECHNICAL DATA

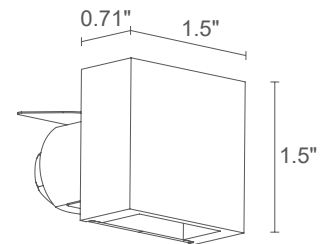
| | |
|---------------------------|--|
| Wattage / Input | 2W (24VDC) |
| Power Supply | Remote, not included. See page 2. |
| Construction | Body: Aluminum Lens: Transparent Extra Clear Glass Cable Length: 4.92' |
| CCT | 2700K, 3000K, 4000K, 5000K, Blue |
| CRI | CRI>80 |
| Delivered Lumens | 35 lm (3000K, 500mA) |
| Efficacy | 17.5 lm/W |
| Optics | Diffuse |
| Finishes | White, Chrome, Satin, Black, Cor-ten, Light Ivory, Custom RAL (see below) |
| Cut-Out Dimensions | Ø1.18" |
| Fixture Dimensions | 1.5" l x 0.71" w x 1.5" h |
| Fixture Weight | 0.40 lbs |
| LED Source | 1 Power LED |
| Lumen Maintenance | L90,B10 >50,000hrs (Ta 25°C) |
| Color Consistency | 1/4 ANSI BIN |
| Operating Temp. | 32°F to +113°F |
| IP Rating | IP40 |
| Impact Rating | IK03 |
| JA8 | Exempt |



ADA Compliant

Wall Cut-Out: Ø1.18"

Fixture Dimensions
1.5" l x 0.71" w x 1.5" h



ORDERING INFORMATION

Example: SP28009DS. Accessories / Power Supplies ordered separately.

| SP2800 | | D | |
|-----------|--|-------------|--|
| Model No. | CCT | Optics | Finish |
| SP2800 | F - 2700K 5 - 3000K 9 - 4000K 0 - 5000K 1 - Blue | D - Diffuse | E - White C - Chrome S - Satin N - Black T - Cor-ten 4 - Light Ivory C - Custom RAL Number Only NO STAINLESS STEEL (consult factory for "C") |

Job Name/Date:

Fixture Type Designation:

SUGGESTED POWER SUPPLIES

24VDC

| Part Number | Description | Input/Output | # of Fixtures |
|---------------------------|---|---|---------------|
| PPLT00275 | Non-Dim | 120-277VAC to 24VDC, 12W, Class 2, IP66 | 1-4 |
| PPLT00632 | 0-10V Dimming (Dim to Off) | 120-277VAC to 24VDC, 12W, Class 2 | 1-4 |
| PPLT00586 | Non-Dim | 120-277VAC to 24VDC, 40W, Class 2 | 1-16 |
| PPLT00709 | ELV/TRIAC & 0-10V Dimming to 5% and OFF | 120-277VAC to 24VDC, 96W, Class 2, DAMP | 1-38 |
| PPLT00543 | 0-10V Dimming to 15% (-40°C / -40°F cold weather start) | 120-277VAC to 24VDC, 100W, Class 2 | 5-40 |

Suggested Lutron Compatible

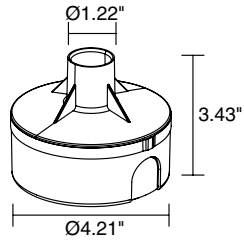
| Part Number | Option | Lutron SKU | Dim Range | Description | Input/Output | # of Fixtures |
|---------------------------|----------------|------------|-----------|--|-----------------------------------|---------------|
| PPLT00273 | L3DAE / L3DA3W | L3DA | 100%-1% | Hi-Lume™ 1% EcoSystem™ or 1% 3-Wire LED Driver | 120-277VAC to 24VDC, 40W, Class 2 | 1-16 |
| PPLT00530 | L3D0 | L3D0 | 100%-0.1% | Hi-Lume™ Premier 0.1% or Ecosystem 3-Wire LED Driver | 120-277VAC to 24VDC, 96W, Class 2 | 1-38 |

For other power supply options consult factory.

Job Name/Date:

Fixture Type Designation:

ACCESSORIES Installation



WC0202
Outer Casing

STANDARD FINISHES



White



Chrome



Satin



Black



Cor-ten



Light ivory



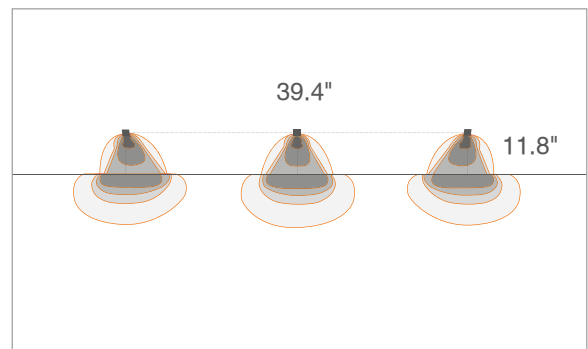
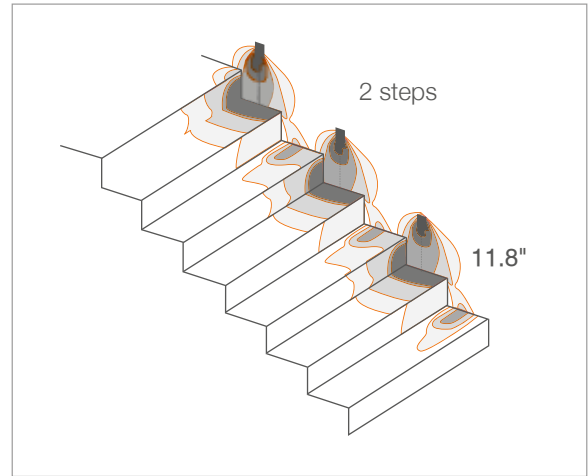
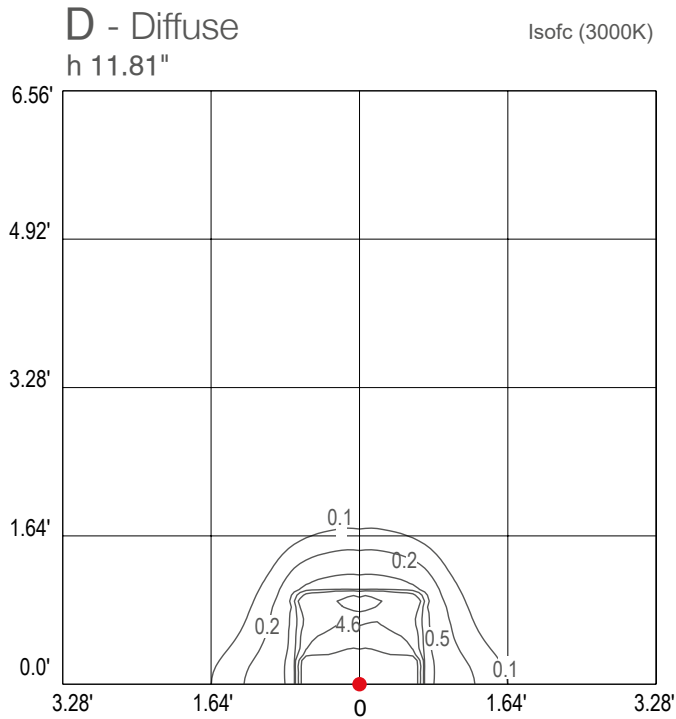
Job Name/Date:

Fixture Type Designation:

STEP INSIDE 2.8

PHOTOMETRIC DATA

Note all Photometry is 3000K



Job Name/Date:

Fixture Type Designation: