

# STEP OUTSIDE 7.0

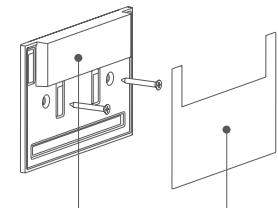
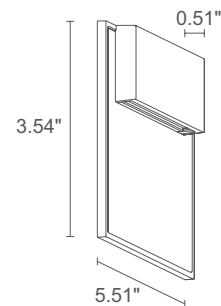
The Step Outside 7 is a surface mount wall-mounted luminaire, ideal for lighting pathways and stairs. Available in 5 fixture finishes and 2 coverplate finishes.



## TECHNICAL DATA

<b>Wattage / Input</b>	3.5W (24VDC)
<b>Power Supply</b>	Remote, not included. See page 2.
<b>Construction</b>	Body: Die-Cast Aluminum Lens: Transparent Polycarbonate
<b>CCT</b>	3000K, 4000K, 5000K
<b>CRI</b>	>80
<b>Delivered Lumens</b>	20 lm (3000K, 500mA)
<b>Efficacy</b>	5.7 lm/W
<b>Optics</b>	Diffuse
<b>Finishes</b>	5 Standard Fixture Finishes, 2 Standard Coverplate Finishes, Custom RAL (see below)
<b>Fixture Dimensions</b>	5.51" l x 0.51" w x 3.54" h
<b>Fixture Weight</b>	0.44 lbs
<b>LED Source</b>	1 Power LED
<b>Lumen Maintenance</b>	L90,B10 >50,000hrs (Ta 25°C)
<b>Color Consistency</b>	1/4 ANSI BIN
<b>Operating Temp.</b>	-4°F to +113°F
<b>IP Rating</b>	IP65
<b>Impact Rating</b>	-
<b>JA8</b>	Exempt

Fixture Dimensions  
5.51" l x 0.51" w x 3.54" h



Fixture: white, grey, cor-ten, anthracite

Coverplate: white or stainless steel

## ORDERING INFORMATION

Example: SP70009AE. Accessories / Power Supplies ordered separately.

SP7000		
Model No.	CCT	Finish (Fixture/Coverplate)
SP7000	5 - 3000K	AW - White / White
	9 - 4000K	AE - White / Stainless Steel
	0 - 5000K	AF - Grey / Stainless Steel
		AT - Cor-ten / Stainless Steel
		AH - Anthracite / Stainless Steel
		C - Custom RAL (consult factory for "C")

Job Name/Date:

Fixture Type Designation:

## SUGGESTED POWER SUPPLIES

24VDC

Part Number	Description	Input/Output	# of Fixtures
<a href="#">PPLT00275</a>	Non-Dim	120-277VAC to 24VDC, 12W, Class 2, IP66	1-2
<a href="#">PPLT00632</a>	0-10V Dimming (Dim to Off)	120-277VAC to 24VDC, 12W, Class 2	1-2
<a href="#">PPLT00586</a>	Non-Dim	120-277VAC to 24VDC, 40W, Class 2	1-9
<a href="#">PPLT00709</a>	ELV/TRIAC & 0-10V Dimming to 5% and OFF	120-277VAC to 24VDC, 96W, Class 2, DAMP	1-21
<a href="#">PPLT00543</a>	0-10V Dimming to 15% (-40°C / -40°F cold weather start)	120-277VAC to 24VDC, 100W, Class 2	3-22

## Suggested Lutron Compatible

Part Number	Option	Lutron SKU	Dim Range	Description	Input/Output	# of Fixtures
<a href="#">PPLT00273</a>	L3DAE / L3DA3W	L3DA	100%-1%	Hi-Lume™ 1% EcoSystem™ or 1% 3-Wire LED Driver	120-277VAC to 24VDC, 40W, Class 2	1-9
<a href="#">PPLT00530</a>	L3D0	L3D0	100%-0.1%	Hi-Lume™ Premier 0.1% or Ecosystem 3-Wire LED Driver	120-277VAC to 24VDC, 96W, Class 2	1-21

*For other power supply options consult factory.*

Job Name/Date:

Fixture Type Designation:

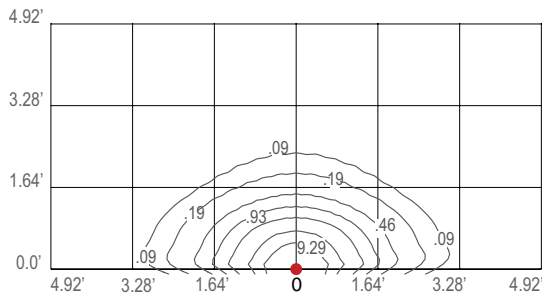
## PHOTOMETRIC DATA

Note all Photometry is 3000K

### A - Diffuse

h 11.81"

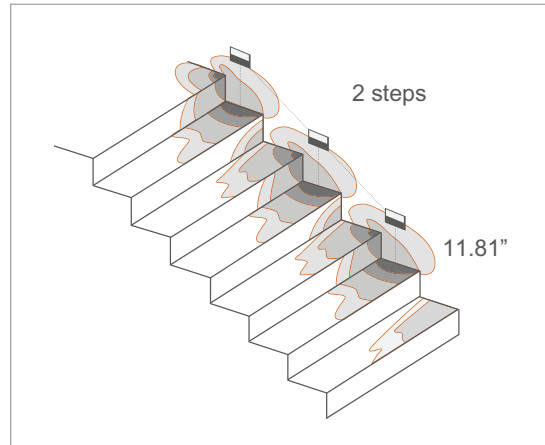
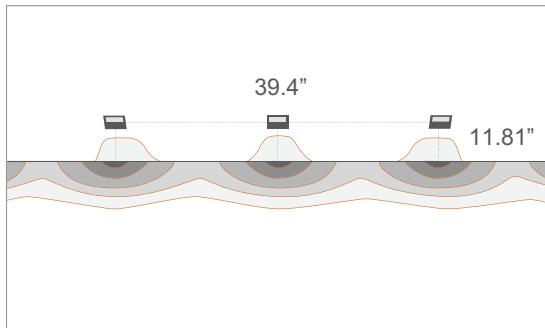
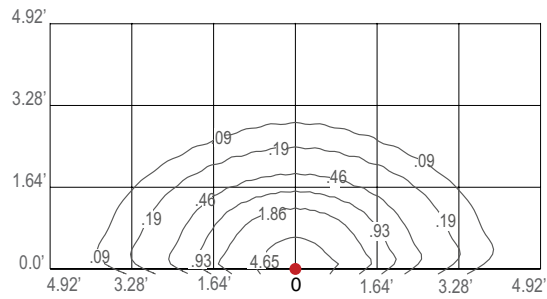
Isofc (3000K)



### A - Diffuse

h 19.69"

Isofc (3000K)



Job Name/Date:

Fixture Type Designation: