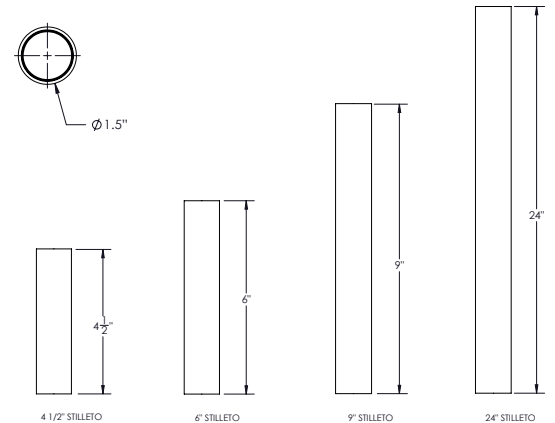


Stiletto is a tubular, surface mounted luminaire suitable for installation on outdoor and indoor ceilings. It is available in static white, dim to warm or RGBW with 3 optics options and 4 standard finishes. Static white and dim to warm are constant current. RGBW is constant voltage. Fixture is class 2 low voltage and does not mount to a "J" Box.



**MADE IN THE U.S.A.**

Fixture Dimensions



## TECHNICAL DATA

<b>Wattage</b>	Static White - 9W, 4.5 inch (300mA) Static White - 9W, all other lengths (350mA) Dim to Warm - 6W (350mA) RGBW w/ Integrated DMX - 5W (24VDC)
<b>Power Supply</b>	Remote, not included, see page 2
<b>Construction</b>	Body: Aluminum Lens: Polycarbonate
<b>CCT</b>	Static White (2700K, 3000K, 4000K) Dim to Warm (1800K-3000K) RGBW
<b>CRI</b>	90
<b>Delivered Lumens</b>	676 lm (3000K, 25°, Silver Finish, 4.5 in.) 720 lm (3000K, 35°, White Finish, 6 in.) 578 lm (3000K, 60°, Black Finish, 9 in.)
<b>Efficacy</b>	63 lm/W (3000K, 25°, Silver, 4.5 in.) 66 lm/W (3000K, 35°, White, 6 in.) 53 lm/W (3000K, 60°, Black, 9 in.)
<b>Optics</b>	25°, 35°, 60°
<b>LED Source</b>	BRIDGELUX COB (Static White & Dim to Warm) CREE LED (RGBW)
<b>Finishes</b>	4 Standard, Custom RAL on request
<b>Fixture Dimensions</b>	Ø1.5" x 4 lengths - 4.5", 6", 9", 24"
<b>IP Rating</b>	IP65

## ORDERING INFORMATION

Example: STI-L-6-30-96-35-R-0 . Accessories / Power Supplies ordered separately.

STI-L	-		-		-		-	R	-	0
Model #	Height	CCT	Finish	Optics	Dimming	Options				
STI-L	4 - 4.5 in	27 - 2700K	11 - White Suede	25 - 25°	R - Remote Driver (Static White, Dim to Warm, RGBW)	0 - None	<div style="border: 1px solid black; padding: 5px; display: inline-block;">                     See page 2 for remote power supply options                 </div>			
	6 - 6 in	30 - 3000K	97 - Black Anodized	35 - 35°						
	9 - 9 in	40 - 4000K	96 - Silver Anodized	60 - 60°						
	24 - 24 in	RG - RGBW DW - Dim to Warm	PN - Polished Nickel C - Custom							

Job Name/Date:

Fixture Type Designation:

## SUGGESTED POWER SUPPLIES

### Static White - 300mA Remote Driver 4.5 inch version

Part Number	Description	Input/Output	# of Fixtures
<a href="#">PPLT00625</a>	ELV / TRIAC & 0-10V Dimming	120-277VAC to 300mA, 12.6W, Class 2	1-1
<a href="#">PPLT00465-P</a>	0-10V Dimming to 1.0%	120-277VAC to 300mA, 20W, Class 2, DAMP	1-1
<a href="#">PPLT00538-P</a>	0-10V Dimming to 0.1% (4 channels)	120-277VAC to 300mA, 100W, Class 2	1-4

### Static White - 350mA Remote Drivers

Part Number	Description	Input/Output	# of Fixtures
<a href="#">PPLT00139</a>	0-10V Dimming to 10%	120-277VAC to 350mA, 12W, Class 2	1-1
<a href="#">PPLT00468</a>	Phase Dim (120V only)	120VAC to 350mA, 14W, Class 2	1-1
<a href="#">PPLT00465-P</a>	0-10V Dimming to 1.0%	120-277VAC to 350mA, 20W, Class 2, DAMP	1-1
<a href="#">PPLT00263</a>	Leading / Trailing Edge Dimming to 10% (120V only)	120-277VAC to 350mA, 32W, Class 2	1-1
<a href="#">PPLT00168-P</a>	0-10V Dimming to 1.0%	120-277VAC to 350mA, 50W, Class 2	1-2
<a href="#">PPLT00538-P</a>	0-10V Dimming to 0.1%	120-277VAC to 350mA, 100W, Class 2	1-1 (1-4)

### Suggested Lutron Compatible - Static White - 350mA Remote Driver

Part Number	Option	Lutron SKU	Dim Range	Description	Input/Output	# of Fixtures
<a href="#">PPLT00516</a>	L3DAE / L3DA3W	L3DA	100%-1%	Hi-Lume™ 1% EcoSystem™ or 1% 3-Wire LED Driver	120-277VAC to 350mA, 13W, Class 2	1-1

### Dim to Warm - 350mA Remote Drivers

Part Number	Description	Input/Output	# of Fixtures
<a href="#">PPLT00466-P</a>	0-10V Dimming (to 1.0%)	120-277VAC to 350mA, 10W, Class 2, DAMP	1-1
<a href="#">PPLT00468</a>	Phase Dim (120V only)	120VAC to 350mA, 14W, Class 2	1-2
<a href="#">PPLT00263</a>	Leading / Trailing Edge Dimming to 10% (120V only)	120-277VAC to 350mA, 32W, Class 2	2-2
<a href="#">PPLT00467-P</a>	0-10V Dimming (to 1.0%)	120-277VAC to 350mA, 50W, Class 2, DAMP	1-2
<a href="#">PPLT00538-P</a>	0-10V Dimming (to 0.1%)	120-277VAC to 350mA, 100W, Class 2, DAMP	1-3 (1-12)

### Suggested Lutron Compatible - Dim to Warm - 350mA Remote Driver

Part Number	Option	Lutron SKU	Dim Range	Description	Input/Output	# of Fixtures
<a href="#">PPLT00247</a>	L3DAE / L3DA3W	L3DA	100%-1%	Hi-Lume™ 1% EcoSystem™ or 1% 3-Wire LED Driver	120-277VAC to 350mA, 7W, Class 2	1-1
<a href="#">PPLT00516</a>	L3DAE / L3DA3W	L3DA	100%-1%	Hi-Lume™ 1% EcoSystem™ or 1% 3-Wire LED Driver	120-277VAC to 350mA, 13W, Class 2	2-2

### RGBW with integrated DMX - 24VDC Remote Driver

Part Number	Description	Input/Output	# of Fixtures
<a href="#">PPLT00149</a>	Non-Dim	120VAC to 24VDC, 10W, Class 2, IP65	1-1
<a href="#">PPLT00632</a>	0-10V Dimming (Dim to OFF)	120-277VAC to 24VDC, 12W, Class 2	1-1
<a href="#">PPLT00056</a>	Non-Dim	120-277VAC to 24VDC, 26W, Class 2, IP66	1-4
<a href="#">PPLT00627</a>	ELV / TRIAC & 0-10V Dimming (100 to 0%)	120-277VAC to 24VDC, 96W, Class 2	1-15
<a href="#">PPLT00543</a>	0-10V Dimming to 15% (-40°C / -40°F Cold Weather Start)	120-277VAC to 24VDC, 100W, Class 2	2-16

For other power supply options consult factory.

Job Name/Date:

Fixture Type Designation:

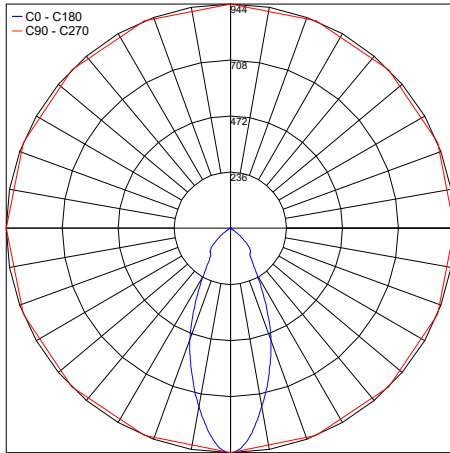
## PHOTOMETRIC DATA

Note: All photometry is 3000K

### 25° - 4.5 inch version

Maximum Candela = 944

— C0 - C180  
— C90 - C270

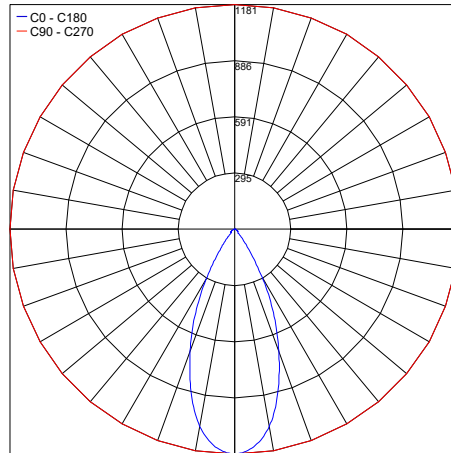


PHOTOMETRIC FILENAME : STILETTO 3000K 25° STI-L-4-30-TS-25-R.IES

### 35° - 6 inch version

Maximum Candela = 1181

— C0 - C180  
— C90 - C270

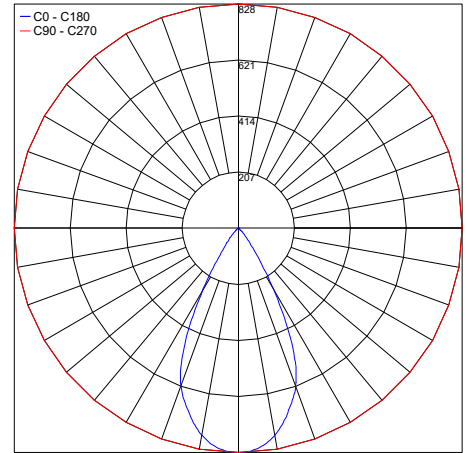


PHOTOMETRIC FILENAME : STILETTO 3000K 35° STI-L-6-30-11-35-R.IES

### 60° - 9 inch version

Maximum Candela = 828.3

— C0 - C180  
— C90 - C270



PHOTOMETRIC FILENAME : STILETTO 3000K 60° STI-L-9-30-02-60-R.IES

Job Name/Date:

Fixture Type Designation: