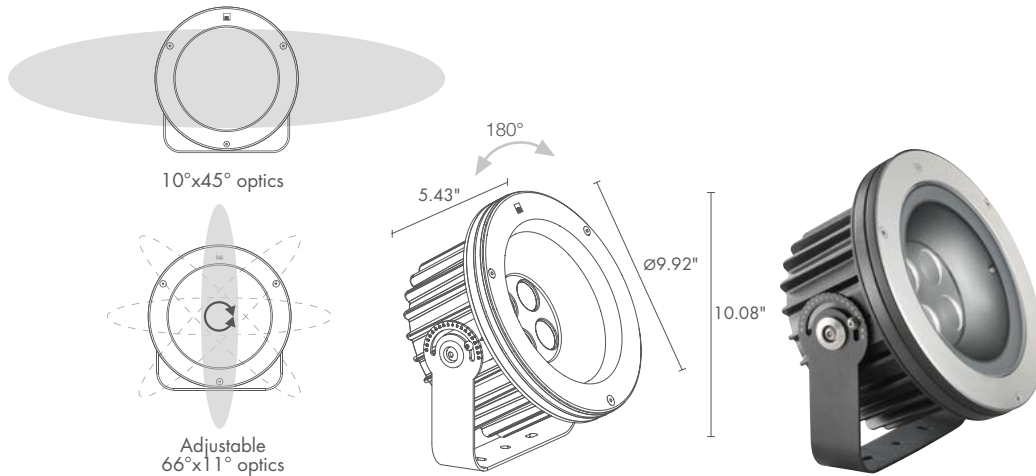





OUTDOOR PROJECTORS ARCHITECTURAL LIGHTING FOR LARGE BUILDINGS



STRA P 1.0



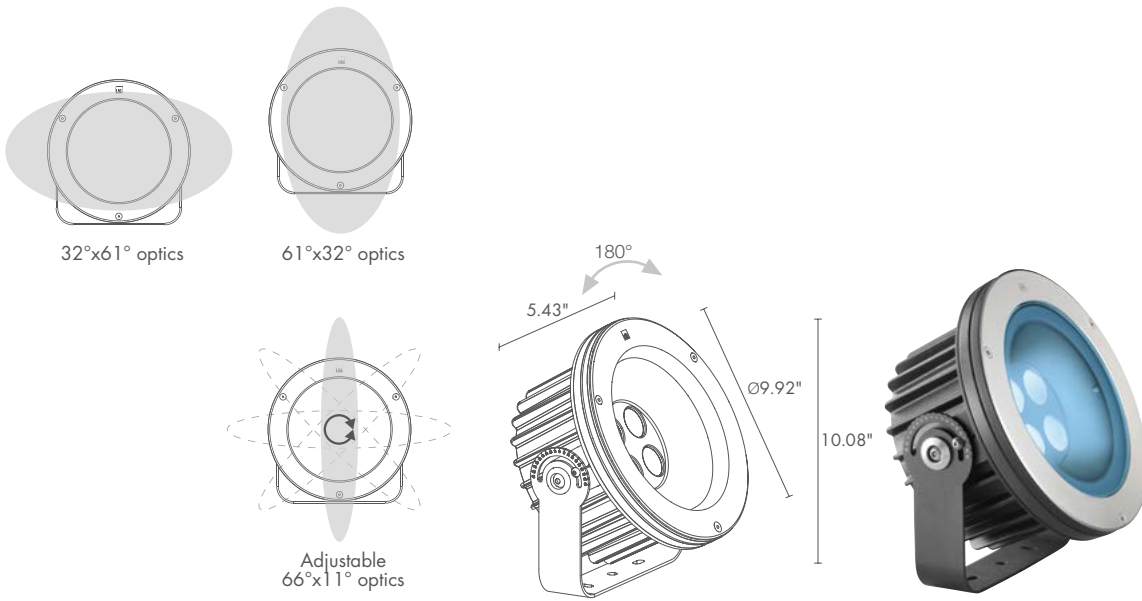
elliptical optics,
adjusted manually
with magnet

POWER / MODEL CODE	37W 120VAC ON/OFF PS1010 ■ ■ ■ H Anthracite 37W 120VAC 0-10V PS1010 ■ ■ ■ H R Anthracite
CRI	0 - CRI 80 1 - CRI >90
LED COLOR	F - 2700K 5 - 3000K 9 - 4000K
OPTICS	V - 11° S - 14° M - 30° L - 37° W - 10°x45° X - 66°x11° adjustable

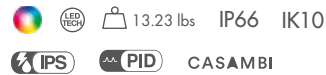
LUMEN OUTPUT AT SOURCE	3402 lm (3000K, CRI 80)
DELIVERED LUMEN OUTPUT	2024 lm (3000K, 30°, CRI 80) 2205 lm (3000K, 66°x11°, CRI 80)
NO. AND TYPE OF LED	4 high-intensity power LEDs 3-step MacAdam, 50000h L90 B10 (Ta 25°C)
MATERIAL	body in die-cast aluminum trim in AISI 316L stainless steel lens in serigraphed and transparent, tempered extra-clear glass
POWER SUPPLY UNIT	built in
POWER CABLES	includes 4.92 ft neoprene cable HO5RN-F 3x1.00 Ø0.28 in
MOUNTING	surface mounted (ceiling, wall, ground)
ACCESSORIES	see accessories page
FEATURES	66°x11° optics adjustable through 360° using magnet included
NOTES	Strä 1.0 recessed version DAll version available on request Casambi-compatible version, controllable with the Casambi app, available on request



Anthracite



STRA P 5.0



elliptical optics,
adjusted manually
with magnet

POWER / MODEL CODE	39W 24VDC PS5000 7 ■ H Anthracite
OPTICS	S - 24° M - 33° L - 60° W - 32°x61° Z - 61°x32° X - 66°x11° adjustable
LED COLOR	RGBW
LUMEN OUTPUT AT SOURCE	2048 lm, R: 352 lm G: 640 lm B: 208 lm W: 848 lm (4000K)
DELIVERED LUMEN OUTPUT	1216 lm, R: 209 lm G: 380 lm B: 123 lm W: 504 lm (4000K, 33°)
NO. AND TYPE OF LED	4 RGBW LED groups 50000h L85 B10 (Ta 25°C)
MATERIAL	body in die-cast aluminum trim in AISI 316L stainless steel lens in serigraphed and transparent, tempered extra-clear glass
POWER SUPPLY UNIT	remote power supply required, not included
POWER CABLES	includes 4.92 ft FEP+RUB cable (equivalent to H05RN-F) 6x0.50/0.50 Ø0.25 in
MOUNTING	surface mounted (ceiling, wall, ground)
FEATURES	66°x11° optics adjustable through 360° using magnet included
NOTES	recessed version: Stra 5.0





ACCESSORIES

ANTI-GLARE ACCESSORIES



WH0610

Honeycomb louvre
built into the lighting fixture

order together with
the lighting fixture

the honeycomb louvre can be fitted on all
optics except for the 66°x11° optics

ACCESSORIES FOR INSTALLATION



WN7100

Anti-fall kit

∨
STRA P 1.0
2700K, 37W, 30°

Light planning and product distribution by / Mise en Scène Éclairage

Project and installation by / VinJay-Studio

Photo by / Lisa Ricciotti

La Villa Madie, Cassis, France

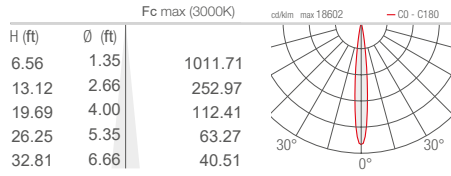


STRA P

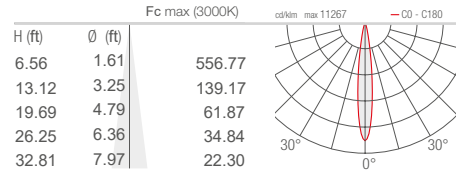
OUTDOOR PROJECTORS

STRA P 1.0

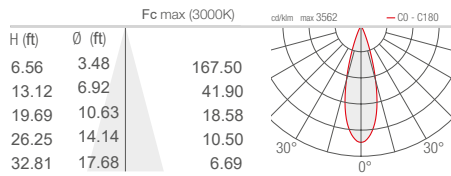
V - 11° CRI 80



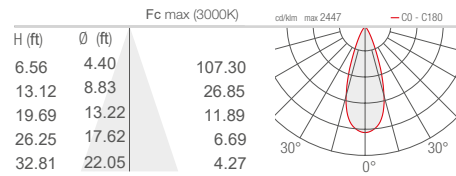
S - 14° CRI 80



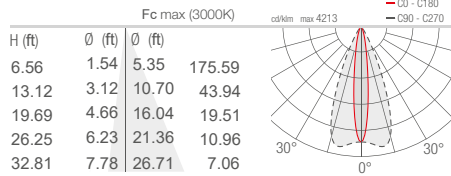
M - 30° CRI 80



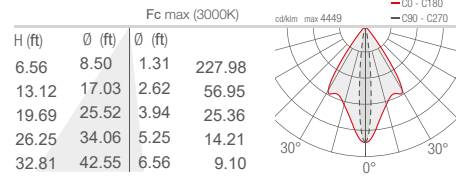
L - 37° CRI 80



W - 10°x45° CRI 80

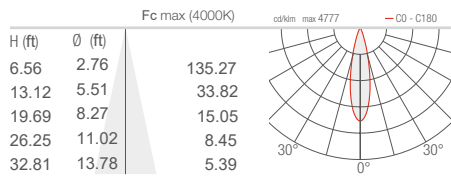


X - 66°x11° adjustable CRI 80

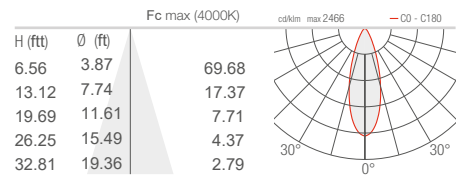


STRA P 5.0

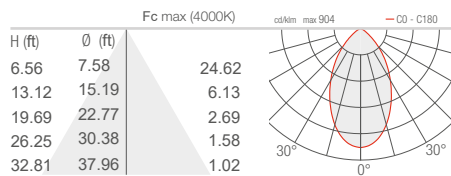
S - 24°



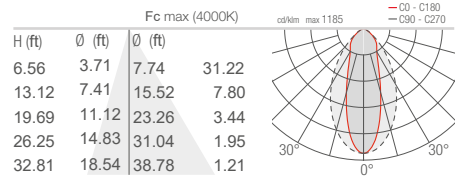
M - 33°



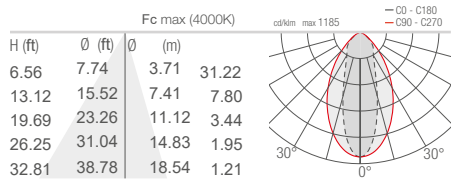
L - 60°



W - 32°x61°



Z - 61°x32°



X - 66°x11° adjustable

