

T1 is a linear luminaire designed for wall or ceiling installation using fixing clips or stainless steel adjustable brackets (ordered separately). It's body is composed of an external tubular profile in snap-on clip in transparent polycarbonate, resistant to UV rays. It is available in 4 standard lengths, 3 color temperatures and 2 optic options.



Fixture Dimensions - See page 2

TECHNICAL DATA

Wattage	5.4W, 10.8W, 16.2W, 21.6W
Power Supply	Remote, not included. Consult Factory.
Construction	Inner Body: Extruded Aluminum External Body: Snap-on Clip in Transparent Polycarbonate Cable Length: 1.64' (connected at rear)
CCT	2700K, 3000K, 4000K
Delivered Lumens	830 lm (T1.21.5") 1660 lm (T1.41.1") 2490 lm (T1.60.8") 3320 lm (T1.80.5")
Efficacy	153.7 lm/W
Optics	Transparent or Opal Diffuse
Finishes	Anodized Aluminum
Fixture Dimensions	Ø0.6" x 21.5", 41.1", 60.8" or 80.5"
Color Consistency	<3-Step MacAdam
IP Rating	IP67
IK Rating	IK05

ORDERING INFORMATION

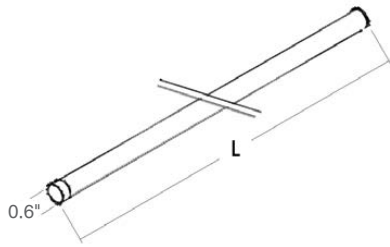
Example: LM04.102506.US.03.30.BP.15. Accessories / Power Supplies ordered separately.

	03			15
Model No.	Finish	Optic	CCT	Power
LM04.102504.US (21.5")	03 - Anodized Aluminum	16 - Transparent Diffuser	BC - 2700K	15 - per 3.28 ft
LM04.102505.US (41.1")			BP - 3000K	
LM04.102506.US (60.8")		30 - Opal Diffuser	BF - 4000K	
LM04.102507.US (80.5")				

Job Name/Date:

Fixture Type Designation:

FIXTURE DIMENSIONS - T1



- Ø0.6" x 21.5"
- Ø0.6" x 41.1"
- Ø0.6" x 60.8"
- Ø0.6" x 80.5"

ACCESSORIES - Installation



LM20.100335 L= 0.87"
LM20.100336 L= 2.83"
LM20.100337 L= 5.79"
 Kit of 2 side brackets
 for adjustable installation
 on vertical and
 horizontal surfaces.



LM20.100338 L= 0.87"
LM20.100339 L= 2.83"
LM20.100340 L= 5.79"
 Central bracket accessory
 to support 60.8" and
 80.5" long luminaires.



LM20.101109 L= 0.4"
 Snap-on clip in
 nickel-plated steel
 every 19.7"



LM20.101334 L= 0.4"
 Micro-perforated metal
 U-plate for profile hang-
 ing.

Job Name/Date:

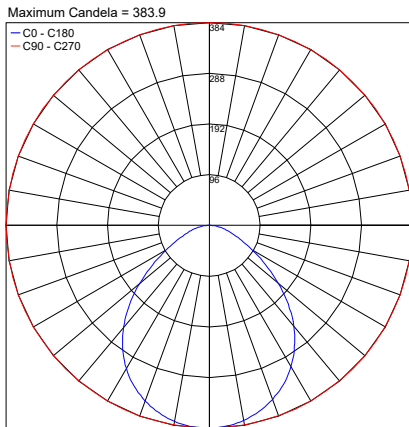
Fixture Type Designation:

SUGGESTED POWER SUPPLIES

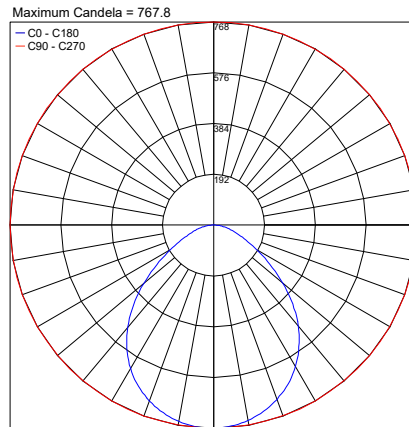
Consult Factory

PHOTOMETRIC DATA

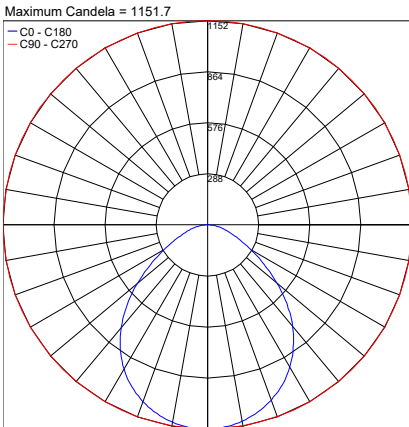
Note: All photometric data is 3000K



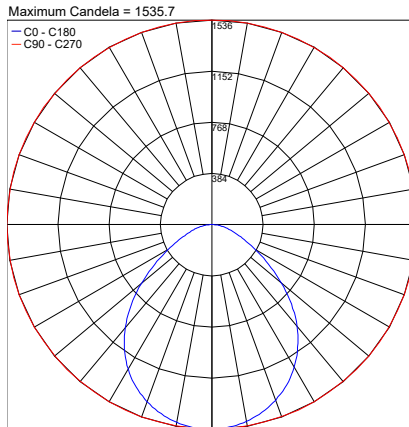
PHOTOMETRIC FILENAME : T1 LM04.102504.03.16.XX.15 3000K L21.5IN 155°.IES



PHOTOMETRIC FILENAME : T1 LM04.102505.03.16.XX.15 3000K L41.1IN 155°.IES



PHOTOMETRIC FILENAME : T1 LM04.102506.03.16.XX.15 3000K L60.8IN 155°.IES



PHOTOMETRIC FILENAME : T1 LM04.102507.03.16.XX.15 3000K L80.5IN 155°.IES

Job Name/Date:

Fixture Type Designation: