

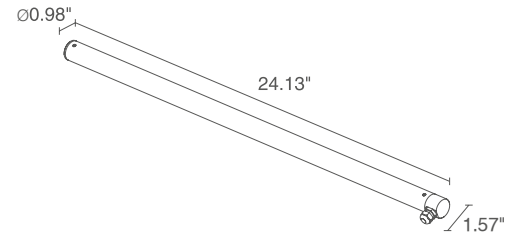
The Trevi series is a linear profile suitable for indoor, outdoor and submersible water feature installations. Available in three standard lengths as well as white or RGB light.

TECHNICAL DATA

Wattage / Input	7W (Static White - optics version) (24VDC) 10W (Static White - diffuse version) (24VDC) 11W (RGB) (24VDC)
Power Supply	Remote, not included. See page 3.
Construction	End Caps: AISI 316L Stainless Steel Lens: Transparent Polycarbonate (Optics version) Opal Polycarbonate (Diffuse version)
CCT	2700K, 3000K, 4000K, RGB
CRI	CRI >80
BUG Rating	B0-U1-G0 (3000K, 65°, Diffuse) B1-U1-G0 (3000K, 40°, 20°x 50°)
Delivered Lumens	504 lm (3000K, 40°) 548 lm (3000K, Diffuse) RGB 376 lm: (R) 84 lm, (G) 240 lm, (B) 52 lm (Diffuse)
Efficacy	72 lm/W (3000K, 40°) 55 lm/W (3000K, Diffuse) 34 lm/W (RGB)
Optics	40°, 65°, 20°x50°, Diffuse
Finish	Stainless Steel
Fixture Dimensions	Ø0.98" x 24.13" x 1.57"
Fixture Weight	0.88 lbs.
LED Source	See LED Source Chart at Right.
Lumen Maintenance	L85, B10>50,000hrs
Color Consistency	3-Step MacAdam
Operating Temp.	-4°F to +113°F
IP Rating	IP68
Impact Rating	IK10



Fixture Dimensions



	LED SOURCE
Optics Version	6 power LEDs, o.c. spacing 3.94"
Diffuse Version	78 mid-power LEDs
RGB Version	42 low-power, full-color LEDs

ORDERING INFORMATION

Example: TR1000FMA. Accessories / Power Supplies ordered separately.

<input type="text"/>	<input type="text"/>	<input type="text"/>	<input type="text" value="A"/>
Model No. TR1000 (Static White)	CCT F - 2700K 5 - 3000K 9 - 4000K	Optics M - 40° L - 65° W - 20°x50° D - Diffuse (10W only)	Finish A - Stainless Steel
Model No. TR1000 (RGB)	6 - RGB	D - Diffuse	

Job Name/Date:

Fixture Type Designation:

SUGGESTED POWER SUPPLIES

STATIC WHITE 7W/10W - 24VDC (FOR USE WITH FOUNTAIN / WATER FEATURES)

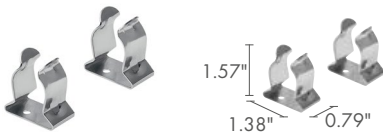
Part Number	Description	Input/Output	# of Fixtures 7W / 10W (Diffuse)	
FPV-100000024	Non-Dim	120-277VAC to 24VDC, 100W, Class 2, IP66, NEMA 4X	1-11	1-8
FPV-100100024	0-10V Dimming to 1.0%	120-277VAC to 24VDC, 100W, Class 2, IP66, NEMA 4X	1-11	1-8
FPV-100EL0024	DMX / RDM (Field Addressable) / DALI	120-277VAC to 24VDC, 100W, Class 2, IP66, NEMA 4X	1-11	1-8

RGB 11W - 24VDC (FOR USE WITH FOUNTAIN / WATER FEATURES)

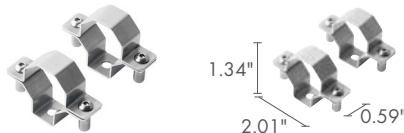
Part Number	Description	Input/Output	# of Fixtures
FPV-100EL0024	DMX / RDM (Field Addressable) / DALI	120-277VAC to 24VDC, 100W, IP66, NEMA 4X	1 - 7

For other power supply options consult factory.

ACCESSORIES - Installation (REQUIRED)



WM0501
Clips Pair



WM0502
Pair of tamper-resistant clips



WMA07
Suspension Kit

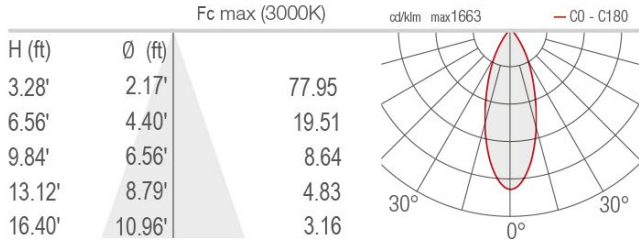
Job Name/Date:

Fixture Type Designation:

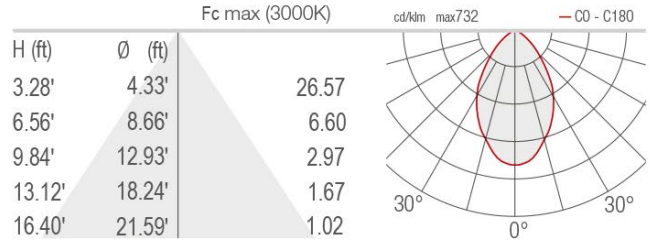
PHOTOMETRIC DATA

Note all Photometry is 3000K

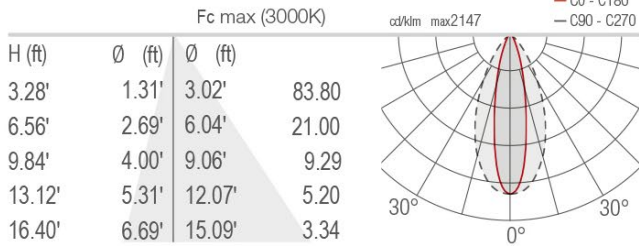
M - 40°



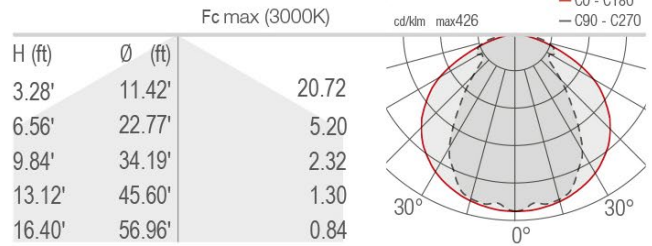
L - 65°



W - 20°x50°



D - Diffuse



Job Name/Date:

Fixture Type Designation: