

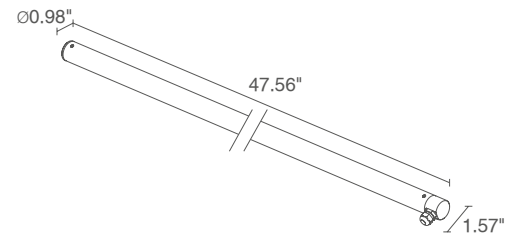
The Trevi series is a linear profile suitable for indoor, outdoor and submersible water feature installations. Available in three standard lengths as well as white or RGB light.

## TECHNICAL DATA

<b>Wattage / Input</b>	14W (Static White - optics version) (24VDC) 21W (Static White - diffuse version) (24VDC) 24W (RGB) (24VDC)
<b>Power Supply</b>	Remote, not included. See page 3.
<b>Construction</b>	End Caps: AISI 316L Stainless Steel Lens: Transparent Polycarbonate (Optics version) Opal Polycarbonate (Diffuse version)
<b>CCT</b>	2700K, 3000K, 4000K, RGB
<b>CRI</b>	>80
<b>Delivered Lumens</b>	1008 lm (3000K, 40°) 1138 lm (3000K, Diffuse, 21W) RGB 786 lm: (R) 175 lm, (G) 502 lm, (B) 109 lm (Diffuse)
<b>Efficacy</b>	72 lm/W (3000K, 40°) 54 lm/W (3000K, Diffuse) 33 lm/W (RGB)
<b>Optics</b>	40°, 65°, 20°x50°, Diffuse
<b>Finish</b>	Stainless Steel
<b>Fixture Dimensions</b>	Ø0.98" x 47.56" x 1.57"
<b>Fixture Weight</b>	1.76 lbs.
<b>LED Source</b>	See LED Source Chart at Right.
<b>Lumen Maintenance</b>	L85, B10>50,000hrs
<b>Color Consistency</b>	3-Step MacAdam
<b>Operating Temp.</b>	-4°F to +113°F
<b>IP Rating</b>	IP68
<b>Impact Rating</b>	IK10



Fixture Dimensions



	LED SOURCE
<b>Optics Version</b>	12 power LEDs, o.c. spacing 3.94"
<b>Diffuse Version</b>	162 mid-power LEDs
<b>RGB Version</b>	90 low-power, full-color LEDs

## ORDERING INFORMATION

Example: TR1100FMA. Accessories / Power Supplies ordered separately.

			<b>A</b>
<b>Model No.</b> TR1100 (Static White)	<b>CCT</b> F - 2700K 5 - 3000K 9 - 4000K	<b>Optics</b> M - 40° L - 65° W - 20°x50° D - Diffuse (21W only)	<b>Finish</b> A - Stainless Steel
<b>Model No.</b> TR1100 (RGB)	<b>CCT</b> 6 - RGB	<b>Optics</b> D - Diffuse	

Job Name/Date:

Fixture Type Designation:

## SUGGESTED POWER SUPPLIES

STATIC WHITE 14W/21W - 24VDC (FOR USE WITH FOUNTAIN / WATER FEATURES)

Part Number	Description	Input/Output	# of Fixtures 14W / 21W (Diffuse)	
			14W	21W
<a href="#">FPV-100000024</a>	Non-Dim	120-277VAC to 24VDC, 100W, Class 2	1-5	1-3
<a href="#">FPV-100100024</a>	0-10V Dimming to 1.0%	120-277VAC to 24VDC, 100W, Class 2	1-5	1-3
<a href="#">FPV-100EL0024</a>	DMX / RDM (Field Addressable) / DALI	120-277VAC to 24VDC, 100W, Class 2	1-4	N/A

RGB 24W - 24VDC (FOR USE WITH FOUNTAIN / WATER FEATURES)

Part Number	Description	Input/Output	# of Fixtures
<a href="#">FPV-100EL0024</a>	DMX / RDM (Field Addressable) / DALI	120-277VAC to 24VDC, 100W	1 - 3

For other power supply options consult factory.

## ACCESSORIES - Installation



**WM0501**  
Pair of Mounting Clips

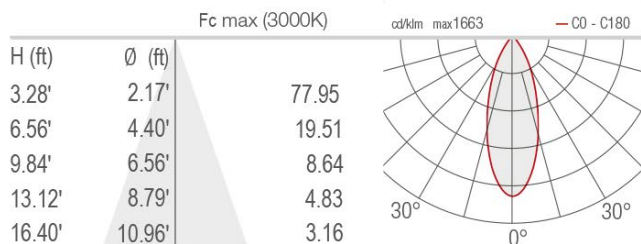


**WM0502**  
Pair of Tamper Resistant  
Mounting Clips

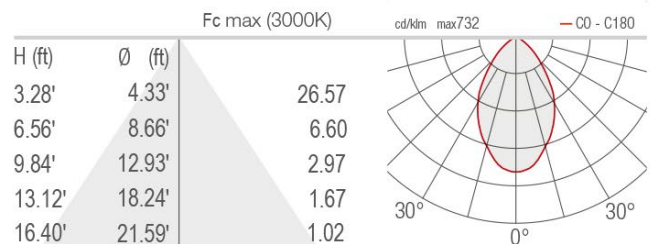
## PHOTOMETRIC DATA

Note: All Photometry is 3000K


### M - 40°



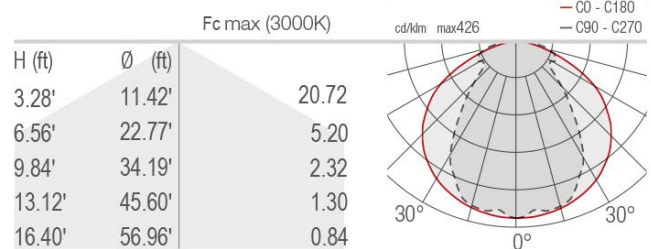
### L - 65°



### W - 20°x50°



### D - Diffuse



Job Name/Date:

Fixture Type Designation: