

TREVI 1.1

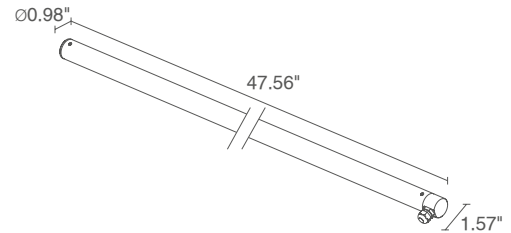
The Trevi series is a linear profile suitable for indoor, outdoor and submersible water feature installations. Available in three standard lengths as well as white or RGB light.

TECHNICAL DATA

Wattage / Input	14W (Static White - optics version) (24VDC) 21W (Static White - diffuse version) (24VDC) 24W (RGB) (24VDC)
Power Supply	Remote, not included. See page 3.
Construction	End Caps: AISI 316L Stainless Steel Lens: Transparent Polycarbonate (Optics version) Opal Polycarbonate (Diffuse version)
CCT	2700K, 3000K, 4000K, RGB
CRI	>80
BUG Rating	B1-U1-G0 (3000K)
Delivered Lumens	1008 lm (3000K, 40°) 1138 lm (3000K, Diffuse, 21W) RGB 786 lm: (R) 175 lm, (G) 502 lm, (B) 109 lm (Diffuse)
Efficacy	72 lm/W (3000K, 40°) 54 lm/W (3000K, Diffuse) 33 lm/W (RGB)
Optics	40°, 65°, 20°x50°, Diffuse
Finish	Stainless Steel
Fixture Dimensions	Ø0.98" x 47.56" x 1.57"
Fixture Weight	1.76 lbs.
LED Source	See LED Source Chart at Right.
Lumen Maintenance	L85, B10>50,000hrs
Color Consistency	3-Step MacAdam
Operating Temp.	-4°F to +113°F
IP Rating	IP68
Impact Rating	IK10



Fixture Dimensions



	LED SOURCE
Optics Version	12 power LEDs, o.c. spacing 3.94"
Diffuse Version	162 mid-power LEDs
RGB Version	90 low-power, full-color LEDs

ORDERING INFORMATION

Example: TR1100FMA. Accessories / Power Supplies ordered separately.

			A
Model No. TR1100 (Static White)	CCT F - 2700K 5 - 3000K 9 - 4000K	Optics M - 40° L - 65° W - 20°x50° D - Diffuse (21W only)	Finish A - Stainless Steel
Model No. TR1100 (RGB)	6 - RGB	D - Diffuse	

Job Name/Date:

Fixture Type Designation:

SUGGESTED POWER SUPPLIES

STATIC WHITE 14W/21W - 24VDC (FOR USE WITH FOUNTAIN / WATER FEATURES)

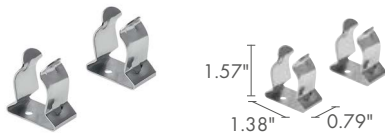
Part Number	Description	Input/Output	# of Fixtures 14W / 21W (Diffuse)	
FPV-100000024	Non-Dim	120-277VAC to 24VDC, 100W, Class 2	1-5	1-3
FPV-100100024	0-10V Dimming to 1.0%	120-277VAC to 24VDC, 100W, Class 2	1-5	1-3
FPV-100EL0024	DMX / RDM (Field Addressable) / DALI	120-277VAC to 24VDC, 100W, Class 2	1-4	N/A

RGB 24W - 24VDC (FOR USE WITH FOUNTAIN / WATER FEATURES)

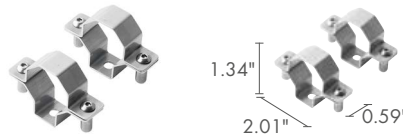
Part Number	Description	Input/Output	# of Fixtures
FPV-100EL0024	DMX / RDM (Field Addressable) / DALI	120-277VAC to 24VDC, 100W	1 - 3

For other power supply options consult factory.

ACCESSORIES - Installation (REQUIRED)



WM0501
Clips Pair



WM0502
Pair of tamper-resistant clips



WMA07
Suspension Kit

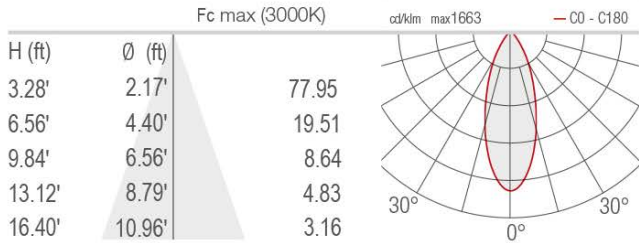
Job Name/Date:

Fixture Type Designation:

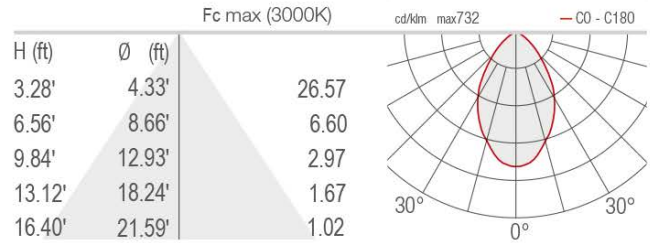
PHOTOMETRIC DATA

Note: All Photometry is 3000K

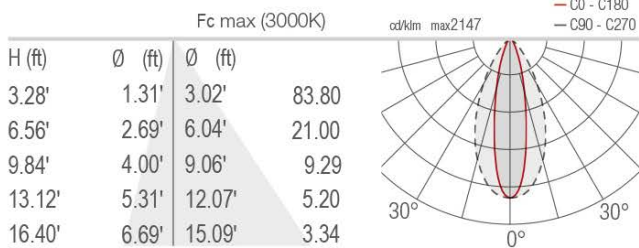
M - 40°



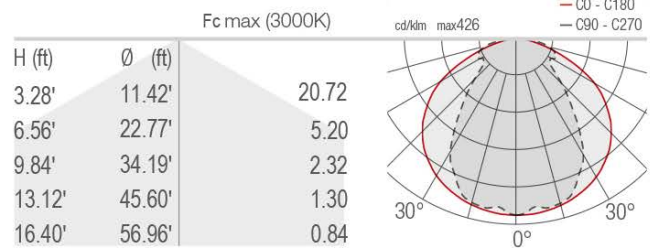
L - 65°



W - 20°x50°



D - Diffuse



Job Name/Date:

Fixture Type Designation: