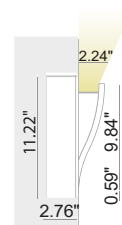
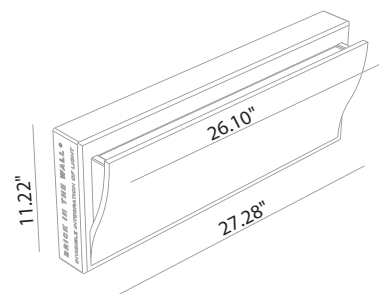


Wave is a recessed wall fixture that is made of CALCYT® plaster that blends effortlessly into traditional and contemporary interiors. It is available in 2 color temperatures and features paintable plaster to easily match your interior walls.



Wall Cut-Out: 27.44" x 11.38"  
Fixture Dimensions



## TECHNICAL DATA

<b>Wattage / Input</b>	15.9W (350mA)
<b>Power Supply</b>	Remote, not included. See page 2.
<b>Construction</b>	Body: CALCYT® Plaster Lens: Clear Acrylic
<b>CCT</b>	2700K, 3000K
<b>CRI</b>	>80
<b>Optics</b>	Fixed
<b>Finishes</b>	Paintable Plaster
<b>Cut-Out Dimensions</b>	27.48" x 11.42"
<b>Fixture Dimensions</b>	27.28" l x 2.76" w x 11.22" h
<b>LED Source</b>	2000 lm LED
<b>Color Consistency</b>	4-Step MacAdam
<b>IP Rating</b>	IP20

## ORDERING INFORMATION

*Example: 316 04 100. Accessories / Power Supplies ordered separately.*

Model No.	Description
316 04 000 - 2700K	2000 lm LED - Remote Driver
316 04 100 - 3000K	2000 lm LED - Remote Driver

Job Name/Date:

Fixture Type Designation:

## SUGGESTED POWER SUPPLIES

350mA

Part Number	Description	Input/Output	# of Fixtures
<a href="#">PPLT00480-P</a>	0-10V Dimming to 1.0%	120-277VAC to 350mA, 30W, Class 2	1-1
<a href="#">PPLT00309-P</a>	0-10V Dimming to 0.1%	120-277VAC to 350mA, 50W, Class 2	1-1
<a href="#">PPLT00538-P</a>	0-10V Dimming to 0.1%	120-277VAC to 350mA, 100W, Class 2	1-4

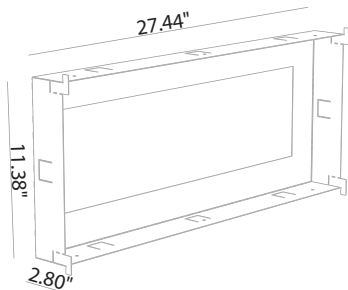
## Suggested Lutron Compatible

Part Number	Option	Lutron SKU	Dim Range	Description	Input/Output	# of Fixtures
<a href="#">PPLT00179</a>	L3DAE / L3DA3W	L3DA	100%-1%	Hi-Lume™ 1% EcoSystem™ or 1% 3-Wire LED Driver	120-277VAC to 350mA, 19W, Class 2	1-1

For other power supply options consult factory.

## ACCESSORIES

### Installation

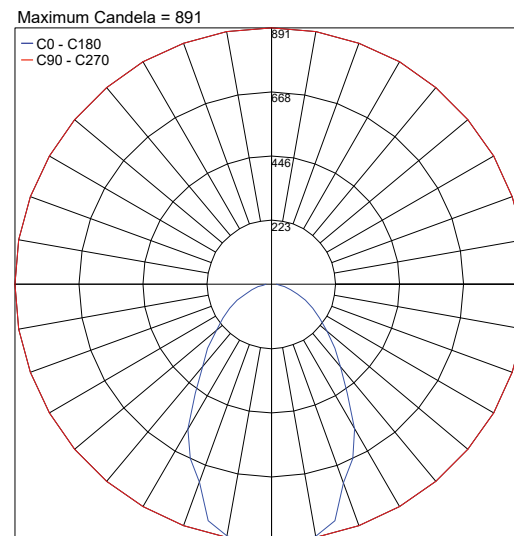


**716 01 000**

Outer Casing

## PHOTOMETRIC DATA

Note all Photometry is 3000K



Job Name/Date:

Fixture Type Designation: