

Zero is a round, IP67-rated, outdoor luminaire in 3 different sizes that can be used as an in-grade uplight or a recessed wall fixture. It is available in 3 color temperatures, 4 optics options and with or without honeycomb louver.



Diffuse Version

Fixture Dimensions  
See page 2

## TECHNICAL DATA

<b>Wattage / Input</b>	3W, 6.3W, 6.5W (diffuse)
<b>Power Supply</b>	Remote 24VDC
<b>Construction</b>	Body: Turned Aluminum Lens: Tempered, Transparent Glass
<b>CCT</b>	2700K, 3000K, 4000K
<b>CRI</b>	>80
<b>Delivered Lumens</b>	103 lm (18°, 3000K), 236 lm (36°, 3000K), 142 lm (52°, 3000K), 131 lm (Diffuse, 3000K)
<b>Efficacy</b>	34.3 lm/W (36°, 3000K), 22.5 lm/W (52°, 3000K) 20.2 lm/W (Diffuse, 3000K)
<b>Optics</b>	18°, 36°, 52°, Diffuse
<b>LED Source</b>	Power LED or Mid Power LED (diffuse)
<b>Finishes</b>	Natural Aluminum
<b>Fixture Dimensions</b>	Ø1.77 x 2.05" (36° version) Ø2.56" x 2.24" (52° version) Ø3.35" x 2.36" (Diffuse version)
<b>IP Rating</b>	IP67
<b>Impact Resistance</b>	IK06, IK08 (Adjustable Versions)

## ORDERING INFORMATION

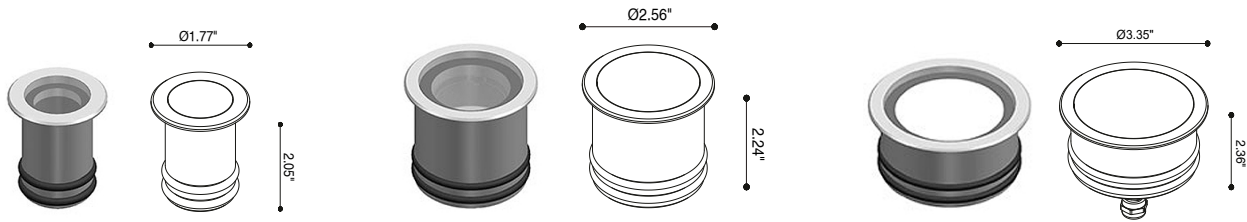
Example: D900112066.US

D9001			6	US
Model No.	CCT	Optics, Wattage, Size	Color	
D9001	<b>321</b> - 2700K (18°, 26°, 36°) <b>121</b> - 3000K (18°, 26°, Diffuse, 36°) <b>221</b> - 4000K (18°, 26°, Diffuse, 36°)	<b>4</b> - 18°, 3W, Ø1.77", NO Honeycomb <b>3</b> - 18°, 3W, Ø1.77", Honeycomb <b>2</b> - 26°, 6.3W, Ø2.56", NO Honeycomb <b>5</b> - 26°, 6.3W, Ø2.56", Honeycomb <b>0</b> - Adjustable 36°, 12W, Ø4.33" <b>1</b> - Adjustable 60°, 12W, Ø4.33" <b>6</b> - Diffuse, 5.5W, Ø3.35", NO Honeycomb	6 - Aluminum	US
	<b>320</b> - 2700K (36°, 52°, Adj. 15°) <b>120</b> - 3000K (36°, 52°, Adj. 15°, Diffuse) <b>220</b> - 4000K (36°, 52°, Adj. 15°, Diffuse)	<b>3</b> - 36°, 3W, Ø1.77", NO Honeycomb <b>2</b> - 36°, 3W, Ø1.77", Honeycomb <b>7</b> - 52°, 6.3W, Ø2.56", NO Honeycomb <b>6</b> - 52°, 6.3W, Ø2.56", Honeycomb <b>8</b> - Diffuse, 5.5W, Ø3.35", Honeycomb <b>1</b> - Adjustable 15°, 12W, Ø4.33"		

Job Name/Date:

Fixture Type Designation:

## FIXTURE DIMENSIONS



## SUGGESTED POWER SUPPLIES

24VDC

Part Number	Description	Input/Output	# of Fixtures		
			3W	6.3W	6.5W
<a href="#">PPLT00128</a>	Non-Dim	120VAC to 24VDC, 6W, Class 2, IP65	1-1	—	—
<a href="#">PPLT00149</a>	Non-Dim	120VAC to 24VDC, 10W, Class 2, IP66	1-2	1-1	1-1
<a href="#">PPLT00155</a>	Non-Dim	120VAC to 24VDC, 30W, Class 2, IP66	1-8	1-3	1-3
<a href="#">PPLT00157</a>	Non-Dim	120VAC to 24VDC, 60W, Class 2	1-16	1-7	1-7
<a href="#">PPLT00599</a>	ELV / TRIAC & 0-10V Dimming (100-0%)	120-277VAC to 24VDC, 96W, Class 2	1-25	1-12	1-11
<a href="#">PPLT00158</a>	Non-Dim	120VAC to 24VDC, 100W, Class 2	1-26	1-12	1-12
<a href="#">PPLT00543</a>	0-10V Dimming to 15% (-40°C / -40°F cold weather start)	120-277VAC to 24VDC, 100W, Class 2	4-26	2-12	2-12

For other power supply options consult factory.

## ACCESSORIES



### Recessed Box

D9001 - Ø1.77"

D9002 - Ø2.56"


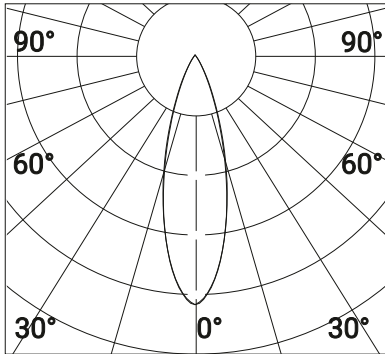
D9003 - Ø3.35"

Job Name/Date:

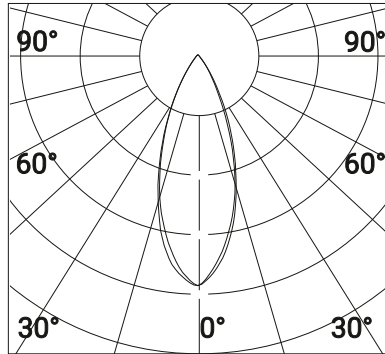
Fixture Type Designation:

## PHOTOMETRIC DATA

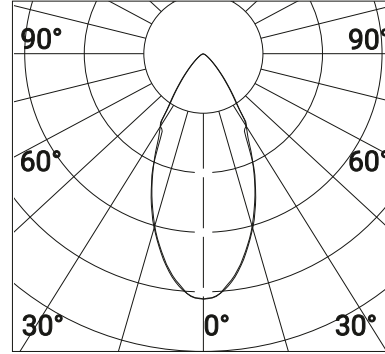
36°



52°



Diffuse



Job Name/Date:

Fixture Type Designation: